

ABS-0918
SUPERSEDES ABS-0318
ASTM D2661
R/SEPT. 2018

BOW

ABS DWV FITTINGS



www.bow-group.com



DIMENSION	ITEM	STD/CTN	SKID	LIST PRICE
COUPLING (Hub x Hub)				
1 1/4"	601112	125	9,000	5.63
1 1/2"	601120	125	9,000	3.48
2"	601138	100	4,800	4.65
3"	601146	45	1,440	13.07
4"	601153	25	800	23.52
6"	601161	12	216	97.58

REDUCER COUPLING
(Hub x Hub)

1 1/2" X 1 1/4"	601179	125	9,000	12.64
2" X 1 1/2"	601195	75	5,400	9.96
3" X 1 1/2"	601203	35	2,520	29.35
3" X 2"	601211	35	2,520	23.80
4" X 2"	601245	20	960	49.80
4" X 3"	601252	30	960	44.15

REPAIR COUPLING
(Hub x Hub) H

1 1/2"	604637	100	7,200	24.55
2"	604645	25	5,100	13.11
3"	604652	25	1,200	32.50
4"	604660	10	720	62.51

SEWER TO DWV ADAPTER
(Hub x Hub)

4" X 3"	601674	40	1,280	34.48
4" X 4"	604678	10	720	50.57

SEWER ADAPTER BUSHING
(DWV Spigot to Sewer Hub)

3" X 3"	601856	50	3,600	17.30
4" X 4"	601864	50	1,600	23.73

CAST IRON ADAPTER
(Soil Pipe Ferrule to DWV Hub)

2" X 2"	601690	30	1,800	47.93
3" X 1 1/2"	604686	10	1,080	40.35
4" X 3"	601716	10	960	48.43
4" X 4"	601724	15	480	70.14

DIMENSION	ITEM	STD/CTN	SKID	LIST PRICE
CAST IRON ADAPTER (Soil Pipe Hub to DWV Hub)				
4" X 4"	604587	10	480	79.24

FLUSH BUSHING
(Spigot x Hub)

1 1/2" X 1 1/4"	601542	150	10,800	18.03
2" X 1 1/4"	601559	150	4,800	7.73
2" X 1 1/2"	601567	150	10,800	5.73
3" X 1 1/2"	601575	35	2,520	24.75
3" X 2"	601583	60	2,880	15.61
4" X 1 1/2"	601591	10	1,320	46.07
4" X 2"	601609	20	1,440	46.29
4" X 3"	605543	35	1,680	24.68
6" X 4"	601625	24	432	129.09

REDUCER BUSHING
(Spigot x Hub)

4" X 3"	601617	35	1,050	24.68
---------	--------	----	-------	-------

TRAP ADAPTER (Spigot x Slip Joint)
* Self-seal (Washer not required)

1 1/2" (Short)	610147	50	10,200	7.96
1 1/4"	*601971	100	7,200	8.60
1 1/2" X 1 1/4"	*601989	100	7,200	11.40
1 1/2" (Long)	*601997	100	6,000	9.34
2" X 1 1/2" DWV	602003	60	4,320	26.96

TRAP ADAPTER (Hub x Slip Joint)
* Self-Seal (Washer Not Required)

1 1/4"	*601922	125	9,000	8.18
1 1/2" X 1 1/4"	*601930	100	7,200	10.38
1 1/2"	*601948	100	7,200	9.53
2" X 1 1/2" DWV	601955	60	4,320	17.28


FEMALE ADAPTER
(Hub x FPT)

1 1/4"	601377	125	9,000	11.92
1 1/2"	601385	100	7,200	6.41
2"	601393	75	5,400	10.12
3"	601401	30	1,440	27.12
4"	601419	25	800	30.97
6"	601427	15	270	117.14

DIMENSION	ITEM	STD/CTN	SKID	LIST PRICE
-----------	------	---------	------	------------


FITTING CLEANOUT ADAPTER

(Spigot x FPT)

	1 1/4"	601443	100	20,400	12.85
	1 1/2"	601450	100	7,200	7.00
	2"	601468	60	4,320	10.75
	3"	601476	35	1,680	27.51
	4"	601484	25	1,050	50.57
	6"	601492	15	270	87.60


FITTING CLEANOUT ADAPTER

With plug & gasket (Spigot x Plug)

	1 1/4" *No Gasket	602953	50	4,800	12.58
	1 1/2"	602961	90	6,480	12.86
	2"	602979	50	3,600	16.53
	3"	602987	30	1,440	36.67
	4"	602995	25	800	67.33
	6" *No Gasket	603001	15	270	147.59

FLUSH ADAPTER BUSHING

(Spigot x FPT)

	1 1/2" X 1/2"	601633	40	11,520	10.18
	1 1/2" X 3/4"	601641	30	8,640	10.84
	1 1/2" X 1 1/4"	601658	100	14,400	12.68
	2" X 1 1/2"	601666	125	9,000	16.60

UNION (Hub x Hub)

	1 1/2"	602110	25	5,100	19.28
---	--------	--------	----	-------	-------


ABS/COPPER PIPE ADAPTER

(Hub x Slip Joint)

	1 1/2" X 1 1/4"	601880	50	6,600	9.43
	1 1/2"	601898	50	6,600	8.05
	2"	601906	25	5,100	16.24

MALE ADAPTER


(Hub x MPT)

	1 1/4"	601260	125	12,000	6.24
	1 1/2" X 1 1/4"	601278	90	9,720	6.35
	1 1/2"	601286	125	9,000	5.45
	2"	601294	80	5,760	8.66
	3"	601302	30	2,160	25.35
	4"	601310	20	960	51.45

DIMENSION	ITEM	STD/CTN	SKID	LIST PRICE
-----------	------	---------	------	------------

MALE FITTING ADAPTER

(Spigot x MPT)

	1 1/2" X 1 1/4"	604769	50	10,200	5.12
	1 1/4"	601328	50	10,200	6.23
	1 1/2"	601344	100	9,600	15.61
	2"	601351	60	5,760	28.83
	3"	601369	20	1,440	43.16
	4"	604777	10	1,080	45.02


NO HUB SOIL PIPE ADAPTER

(No Hub Spigot x DWV Hub)

	2" X 2"	601740	50	3,600	18.87
	3"	601757	30	2,160	32.08
	4" X 3"	601773	15	1,080	43.13
	4" X 4"	601781	15	720	50.85


90° ELBOW

(Hub x Hub)

	1 1/2"	600619	110	3,520	7.24
	2"	600635	50	1,600	11.16
	3"	600650	20	640	28.12
	4" X 3"	600668	20	360	34.24
	4"	600676	12	216	57.89
	6"	600684	4	72	244.42


90° LONG TURN ELBOW

(Hub x Hub)

	1 1/2"	600700	50	2,400	11.76
	2"	604116	45	1,440	15.58
	3"	604124	20	360	38.13
	4"	604132	5	240	65.63


90° LONG TURN STREET ELBOW


(Spigot x Hub)


	1 1/2"	604728	50	2,400	16.20
	2"	604736	20	1,440	18.39
	3"	604744	20	360	69.33


90° VENT ELBOW


(Hub x Hub)


	1 1/2"	604074	60	4,320	11.13
	2"	604082	25	1,800	19.23
	3"	604090	30	1,080	49.46


	DIMENSION	ITEM	STD/CTN	SKID	LIST PRICE
90° STREET ELBOW (Spigot x Hub)					
	1 1/2"	600734	45	3,240	8.73
	2"	604207	25	1,800	14.33
	3"	604215	20	640	30.27
	4"	600767	20	480	68.16
	6"	604801	5	90	251.80


90° STREET CLOSET ELBOW (Spigot x Hub)					
	4" X 3"	604041	10	320	72.30
	4" X 3" W/CAP	604058	10	480	78.38


90° STREET VENT ELBOW (Spigot x Hub)					
	1 1/2"	604793	50	3,600	11.02
	2"	604819	25	1,800	19.02


90° THREADED ELBOW (Hub x FPT)					
	3"	604843	15	720	62.11


90° VENT ELBOW (Hub x FPT)					
	3"	604850	25	900	63.37


90° 3-WAY DOUBLE ELBOW (All Hub)					
	2" X 1 1/2" X 1 1/2"	604868	25	1,650	39.76
	2"	604918	25	1,200	43.13
	3"	604926	10	320	142.33


90° SIDE INLET ELBOW (All Hub)					
	3" X (2") SI	604249	10	480	70.96


	DIMENSION	ITEM	STD/CTN	SKID	LIST PRICE
90° HIGH HEEL INLET ELBOW (All Hub)					
	3" X (1 1/2") HI	604942	10	480	75.65
	3" X (2") HI	604959	10	320	43.58


90° LOW HEEL INLET ELBOW (All Hub)					
	3" X (2") LI	604157	10	480	43.43


90° LOW HEEL INLET ELBOW (Hub x Spigot x Hub)					
	3" X 3" X 2" LI	603589	15	480	67.79


60° ELBOW (Hub x Hub)					
	1 1/2"	600841	75	3,600	11.63
	2"	600858	40	1,920	16.55
	3"	600866	20	640	57.93
	4"	600874	10	320	87.28


60° STREET ELBOW (Spigot x Hub)					
	1 1/2"	604967	50	3,600	35.46
	2"	604975	25	1,800	39.50
	3"	604900	25	800	112.96
	4"	605006	10	480	131.55


45° ELBOW (Hub x Hub)					
	1 1/4"	600882	100	6,000	8.96
	1 1/2"	600908	125	4,000	6.61
	2"	600924	45	2,160	10.23
	3"	603563	25	450	24.51
	4"	600940	15	270	46.48
	6"	600957	8	144	190.88


	DIMENSION	ITEM	STD/CTN	SKID	LIST PRICE
45° STREET ELBOW (Spigot x Hub)					
	1 1/4"	600965	100	6,000	8.41
	1 1/2"	600981	50	3,600	8.26
	2"	604199	25	1,800	10.95
	3"	603571	25	800	24.84
	4"	601013	25	450	43.16
	6"	603035	8	144	256.16


	DIMENSION	ITEM	STD/CTN	SKID	LIST PRICE
22-1/2° ELBOW (Hub x Hub)					
	1 1/4"	601039	100	7,200	13.18
	1 1/2"	601047	75	5,400	8.90
	2"	601054	50	3,600	11.02
	3"	601062	25	800	28.51
	4"	601070	15	480	43.39


	DIMENSION	ITEM	STD/CTN	SKID	LIST PRICE
22-1/2° STREET ELBOW (Spigot x Hub)					
	1 1/2"	601096	90	6,480	27.68
	2"	605030	25	3,600	25.02
	3"	601104	30	960	42.52
	4"	605048	10	480	73.25


	DIMENSION	ITEM	STD/CTN	SKID	LIST PRICE
45° WYE (All Hub)					
	1 1/4"	604181	50	2,400	13.60
	1 1/2"	604165	50	1,600	16.39
	2"	604173	25	800	21.27
	3"	603415	20	240	50.11
	4"	600429	12	144	102.03
	6"	600437	2	36	303.77
	2" X 1 1/2" X 1 1/2"	605022	20	960	31.02
	2" X 2" X 1 1/2"	605089	20	960	26.54
	3" X 3" X 1 1/2"	603472	20	640	40.33
	3" X 3" X 2"	603480	20	360	34.90
	4" X 4" X 1 1/2"	605063	5	240	126.77
	4" X 4" X 2"	600494	20	240	59.55
	4" X 4" X 3"	600502	15	180	80.45
	6" X 6" X 4"	600510	4	72	243.75

	DIMENSION	ITEM	STD/CTN	SKID	LIST PRICE
45° WYE (Spigot x Hub x Hub)					
	3"	604256	25	300	98.78
	3" X 3" X 1 1/2"	603167	20	720	51.92
	3" X 3" X 2"	603175	20	360	86.75

	DIMENSION	ITEM	STD/CTN	SKID	LIST PRICE
45° DISHWASHER WYE					
	1 1/2" X 1/2"	600809	40	5,280	32.91

	DIMENSION	ITEM	STD/CTN	SKID	LIST PRICE
DOUBLE 45° WYE (All Hub)					
	1 1/2"	600528	30	960	51.84
	2"	600536	20	640	61.89
	3"	600544	15	180	145.35
	4"	600551	5	90	284.53
	2" X 1 1/2"	600569	25	1,050	57.15
	3" X 1 1/2"	600577	10	420	67.91
	3" X 2"	600585	15	540	101.24
	4" X 2"	605139	5	240	116.78
	4" X 3"	605147	5	90	225.30


	DIMENSION	ITEM	STD/CTN	SKID	LIST PRICE
LONG TURN TEE WYE (All Hub)					
	1 1/2"	604264	25	1,200	25.41
	2"	604272	20	640	28.51
	3"	604280	10	180	67.21
	4"	604298	5	90	129.24
	2" X 1 1/2" X 1 1/2"	605162	25	800	42.82
	2" X 1 1/2" X 2"	605170	25	900	46.07
	2" X 2" X 1 1/2"	604306	25	800	25.87
	3" X 3" X 1 1/2"	604595	20	270	67.18
	3" X 3" X 2"	604603	25	450	43.68
	4" X 4" X 2"	605188	5	240	79.14
	4" X 4" X 3"	604611	5	160	101.46

	DIMENSION	ITEM	STD/CTN	SKID	LIST PRICE
SANITARY TEE (All Hub)					
	1 1/2"	604405	50	2,400	10.61
	2"	600023	45	1,440	16.49
	3"	603233	20	360	45.15
	4"	600049	12	216	79.80
	6"	605279	4	72	395.51

DIMENSION	ITEM	STD/CTN	SKID	LIST PRICE
-----------	------	---------	------	------------


SANITARY TEE

(All Hub)

	2" X 1 1/2" X 1 1/2"	600080	35	1,680	14.70
	2" X 1 1/2" X 2"	600098	25	1,200	16.60
	2" X 2" X 1 1/2"	600114	50	1,600	14.33
	3" X 3" X 1 1/2"	603241	25	800	28.14
	3" X 3" X 2"	603282	20	640	32.85
	4" X 4" X 2"	600155	20	360	78.26
	4" X 4" X 3"	600163	15	360	72.89


VENT TEE

(All Hub)

	1 1/2"	604009	50	2,400	27.32
	2"	604017	25	2,400	26.86
	3"	604025	25	450	89.11

SANITARY TEE

(Spigot x Hub x Hub)

	1 1/2"	604314	50	2,400	26.48
	2"	604322	20	960	35.80
	2" X 2" X 1 1/2"	604330	25	1,200	28.78
	2" X 1 1/2" X 2"	604348	25	1,200	44.32
	2" X 1 1/2" X 1 1/2"	604355	25	1,800	26.72
	3" X 3" X 1 1/2"	604363	10	1,080	84.00
	4"	604397	10	180	186.66


TEST TEE

(Hub x Hub x FPT)

	1 1/2"	600213	35	2,520	25.54
	2"	600221	20	1,440	27.95
	3"	600239	25	450	52.62
	4"	604413	10	320	113.38

TEST TEE WITH PLUG

(Hub x Hub x Cleanout with Plug)

	1 1/2"	602854	50	3,000	30.65
	2"	602862	45	1,440	33.77
	3"	602870	15	480	61.73
	4"	600270	15	270	129.58

DIMENSION	ITEM	STD/CTN	SKID	LIST PRICE
-----------	------	---------	------	------------


2 WAY CLEAN OUT TEE

(All Hub)

	3"	604421	10	360	93.33
	4"	604439	5	180	147.59


DOUBLE SANITARY TEE

(All Hub)

	1 1/2"	600312	15	1,440	26.02
	2"	600320	10	720	40.32
	3"	600338	5	240	105.55
	4"	600346	8	144	190.64
	2" X 1 1/2"	600353	20	960	28.84
	3" X 1 1/2"	600361	15	480	105.08
	3" X 3" X 2" X 1 1/2"	604462	10	480	58.63
	3" X 2"	600379	15	480	64.13
	4" X 2"	604470	5	240	180.89
	4" X 3"	604488	5	240	174.02

DOUBLE FIXTURE TEE

(Hub x Hub x Hub x Hub)

	2"	605287	25	450	62.00
	2" X 1 1/2" X 2" X 2"	605295	25	450	64.67
	2" X 1 1/2" X 1 1/2" X 1 1/2"	605303	25	800	42.40
	3"	605311	5	160	142.52
	3" X 2" X 3" X 3"	605329	5	160	170.53

LEFT SIDE INLET TEE

(All Hub)

	3" X (2") SI	600189	10	320	93.26
---	--------------	--------	----	-----	-------


RIGHT SIDE INLET TEE

(All Hub)

	3" X (2") SI	600205	10	320	93.26
---	--------------	--------	----	-----	-------

CAP

(HARD - Fits Over Sch 40 Pipe)

	1 1/2"	602540	90	9,720	12.43
	2"	602557	110	7,920	17.17
	3"	602565	30	2,160	31.26
	4"	602573	25	1,200	34.80

	DIMENSION	ITEM	STD/CTN	SKID	LIST PRICE
	1 1/2"	602672	100	20,400	10.77
	2"	602680	45	18,360	11.75

THREADED PLUG WITH GASKET
(MIPT x Square Head)

	1 1/2"	602714	100	20,400	4.42
	2"	602722	150	10,800	5.78
	3"	602730	25	5,100	9.48
	3 1/2" *No Gasket	604629	25	3,600	35.12
	4"	602748	35	2,520	16.40
	6" *No Gasket	602755	20	960	54.90

SOLID FLANGE

	4"	602243	25	1,800	16.77
--	----	--------	----	-------	-------

CLOSET FLANGE - ONE PIECE
(Flange x Hub)

	4" X 3"	602193	25	800	29.21
	4" X 4"	602201	25	800	24.15

FLANGE X HUB
(With Test Plug)

	4" X 3"	602219	25	800	35.22
--	---------	--------	----	-----	-------

FLANGE X SPIGOT

	4" X 3"	602227	25	800	38.92
--	---------	--------	----	-----	-------

FLANGE X FPT

	4" X 3"	602235	40	720	32.39
--	---------	--------	----	-----	-------

	DIMENSION	ITEM	STD/CTN	SKID	LIST PRICE

CLOSET FLANGE - ADJUSTABLE RING
Plastic Ring x Hub
*With One Piece "Snap-On" Ring

	4" X 3"	*602250	25	800	66.04
--	---------	---------	----	-----	-------

CLOSET FLANGE

(Plastic Ring x Spigot)
*With One Piece "Snap-On" Ring

	4" X 3"	*602276	25	800	88.09
--	---------	---------	----	-----	-------

CLOSET FLANGE

(Metal Ring x Hub)

	4" X 3"	604504	25	800	62.26
	4" X 4"	604512	10	720	60.58

CLOSET FLANGE

(Metal Ring x Spigot)

	4" X 3"	605352	15	1,440	68.02
	4" X 4"	605360	10	720	90.17

OFFSET CLOSET FLANGE - ADJUSTABLE

Plastic Ring x Hub
*With One Piece "Snap-On" Ring

	4" X 3"	*602292	15	480	83.49
--	---------	---------	----	-----	-------

CLOSET FLANGE- ADJUSTABLE

With Knockout Test Plug
(Fits over 3" DWV Pipe or inside 4" DWV Pipe)
* With One Piece "Snap-On" Ring

	4" X 3"	*603027	25	800	66.43
--	---------	---------	----	-----	-------

DIMENSION	ITEM	STD/CTN	SKID	LIST PRICE
-----------	------	---------	------	------------

**CLOSET FLANGE - ADJUSTABLE
WITHOUT TEST PLUG**

(Fits over 3" DWV Pipe or inside 4" DWV Pipe)

* With One Piece "Snap-On" Ring



4" X 3"	*603019	25	800	59.98
---------	---------	----	-----	-------

RETURN BEND

(Hub x Hub)

(No cleanout)



2"	605386	10	720	23.89
3"	605394	10	320	147.67
4"	605402	5	160	268.50

P-TRAP

(Hub x Hub)

Solvent Welded Joint (With Cleanout)

* Cap washer not required



1 1/2" (Cap Design)	*602375	40	1,280	37.42
2" (Cap Design)	*602383	20	640	90.33

P-TRAP

(Hub x Hub)

Solvent Welded Joint (No Cleanout)



1 1/2"	602326	40	1,280	22.91
2"	602334	20	640	30.22
3"	602342	10	180	118.82
4"	602359	6	108	236.92

L.A. STYLE P-TRAP W/ UNION

(No Cleanout)



1 1/2" X 1 1/4"	604538	20	1,200	48.51
1 1/2"	604546	25	1,200	50.18

DIMENSION	ITEM	STD/CTN	SKID	LIST PRICE
-----------	------	---------	------	------------

P-TRAP W/UNION

(Hub x Hub) (With Cleanout)

* Cap Washer Not Required



1 1/2" (Cap Design)	*602433	35	1,120	34.68
2" (Cap Design)	*602441	15	480	64.58

P-TRAP W/UNION

(Hub x Hub)

(No Cleanout)



1 1/2"	602409	40	1,280	30.84
2"	602417	20	640	61.02

P-TRAP CLEAN OUT CAP

(For 1-1/2" & 2")



1-1/2" & 2"	602078	100	40,800	13.90
-------------	--------	-----	--------	-------

DRUM TRAP WITH CLEANOUT

(Hub x Hub)



1 1/2"	602797	15	900	83.54
--------	--------	----	-----	-------

SWIVEL ADAPTER


(Hub x FPT Swivel)





1 1/2" Short	602086	100	7,200	21.15
--------------	--------	-----	-------	-------


ABS-DWV SHORTER PATTERN FITTINGS


Great for Repair & Repipe Applications


	DIMENSION	ITEM	STD/CTN	SKID	LIST PRICE
SANITARY TEE (All Hub)					
	1 1/2"	600015	90	2,880	10.59
	3"	600031	20	360	44.63


	DIMENSION	ITEM	STD/CTN	SKID	LIST PRICE
REDUCING SANITARY TEE					
	3" X 3" X 1 1/2"	600130	25	800	28.01
	3" X 3" X 2"	600148	20	640	32.57

	DIMENSION	ITEM	STD/CTN	SKID	LIST PRICE
45 WYE					
	1 1/4"	600387	50	3,600	13.92
	1 1/2"	600395	70	2,240	16.12
	2"	600403	40	1,280	21.01
	3"	600411	20	360	49.57
	2" X 1 1/2" X 1 1/2"	600452	25	1,800	30.76
	2" X 2" X 1 1/2"	600460	30	1,440	26.18
	3" X 3" X 1 1/2"	600478	20	640	39.90
	3" X 3" X 2"	600486	20	640	34.54

	DIMENSION	ITEM	STD/CTN	SKID	LIST PRICE
90 ELBOW					
	1 1/2"	600601	125	4,000	6.95
	2"	600627	50	2,400	10.88
	3"	600643	20	640	27.85

	DIMENSION	ITEM	STD/CTN	SKID	LIST PRICE
90 ELBOW SPIGOT					
	1 1/2"	600726	125	4,000	8.48
	2"	600742	50	2,400	14.20
	3"	600759	20	640	29.93

	DIMENSION	ITEM	STD/CTN	SKID	LIST PRICE
45 ELBOW					
	1 1/2"	600890	125	6,000	6.64
	2"	600916	50	3,600	10.04
	3"	600932	25	800	24.46
	4"	600304	25	450	42.47

	DIMENSION	ITEM	STD/CTN	SKID	LIST PRICE
45 ELBOW SPIGOT					
	1 1/2"	600973	125	6,000	7.95
	2"	600999	50	3,600	10.76
	3"	601005	25	800	24.46
	4"	601435	25	450	38.92

ABS-DWV FITTINGS - NUMERICAL LISTING

ITEM	DESCRIPTION	PAGE	ITEM	DESCRIPTION	PAGE	ITEM	DESCRIPTION	PAGE
600023	2 SANITARY TEE (All Hub)	5	601047	1-1/2 22-1/2" ELBOW (Hub x Hub)	5	601716	4 x 3 CAST IRON ADAPTER (Soil Pipe Ferrule to DWV Hub)	2
600049	4 SANITARY TEE (All Hub)	5	601054	2 22-1/2" ELBOW (Hub x Hub)	5	601724	4 CAST IRON ADAPTER (Soil Pipe Ferrule to DWV Hub)	2
600080	2 x 1 1/2 x 1 1/2 SANITARY TEE (All Hub)	6	601062	3 22-1/2" ELBOW (Hub x Hub)	5	601740	2 NO HUB SOIL PIPE ADAPTER (No Hub Spigot x DWV Hub)	3
600098	2 x 1 1/2 x 2 SANITARY TEE (All Hub)	6	601070	4 22-1/2" ELBOW (Hub x Hub)	5	601757	3 NO HUB SOIL PIPE ADAPTER (No Hub Spigot x DWV Hub)	3
600114	2 x 2 x 1 1/2 SANITARY TEE (All Hub)	6	601096	1-1/2 22-1/2" STREET ELBOW (Spigot x Hub)	5	601773	4 x 3 NO HUB SOIL PIPE ADAPTER (No Hub Spigot x DWV Hub)	3
600155	4 x 4 x 2 SANITARY TEE (All Hub)	6	601104	3 22-1/2" STREET ELBOW (Spigot x Hub)	5	601781	4 NO HUB SOIL PIPE ADAPTER (No Hub Spigot x DWV Hub)	3
600163	4 x 4 x 3 SANITARY TEE (All Hub)	6	601112	1-1/4 COUPLING (Hub x Hub)	2	601856	3 SEWER ADAPTER BUSHING (Dwv Spigot to Sewer Hub)	2
600189	3 x 2 SI TEE W/90° LEFT INLET (All Hub)	6	601120	1-1/2 COUPLING (Hub x Hub)	2	601864	4 SEWER ADAPTER BUSHING (Dwv Spigot to Sewer Hub)	2
600205	3 x 2 SI TEE W/90° RIGHT INLET (All Hub)	6	601138	2 COUPLING (Hub x Hub)	2	601880	1 1/2 x 1 1/4 ABS/COPPER PIPE ADAPTER (Hub x Slip Joint)	3
600213	1-1/2 TEST TEE (Hub x Hub x FPT)	6	601146	3 COUPLING (Hub x Hub)	2	601898	1-1/2 ABS/COPPER PIPE ADAPTER (Hub x Slip Joint)	3
600221	2 TEST TEE (Hub x Hub x FPT)	6	601153	4 COUPLING (Hub x Hub)	2	601906	2 ABS/COPPER PIPE ADAPTER (Hub x Slip Joint)	3
600239	3 TEST TEE (Hub x Hub x FPT)	6	601161	6 COUPLING (Hub x Hub)	2	601922	1-1/4 TRAP ADAPTER (Hub x Slip Joint)	2
600270	4 TEST TEE WITH PLUG (Hub x Hub x Cleanout w/Plug)	6	601179	1 1/2 x 1 1/4 REDUCER COUPLING (Hub x Hub)	2	601930	1 1/2 x 1 1/4 TRAP ADAPTER (Hub x Slip Joint)	2
600312	1-1/2 DOUBLE TEE (All Hub)	6	601195	2 x 1 1/2 REDUCER COUPLING (Hub x Hub)	2	601948	1-1/2 TRAP ADAPTER (Hub x Slip Joint)	2
600320	2 DOUBLE TEE (All Hub)	6	601203	3 x 1 1/2 REDUCER COUPLING (Hub x Hub)	2	601955	2 x 1 1/2 DWV TRAP ADAPTER (Hub x Slip Joint)	2
600338	3 DOUBLE TEE (All Hub)	6	601211	3 x 2 REDUCER COUPLING (Hub x Hub)	2	601971	1-1/4 TRAP ADAPTER (Spigot x Slip Joint)	2
600346	4 DOUBLE TEE (All Hub)	6	601245	4 x 2 REDUCER COUPLING (Hub x Hub)	2	601989	1 1/2 x 1 1/4 TRAP ADAPTER (Spigot x Slip Joint)	2
600353	2 x 1 1/2 DOUBLE TEE (All Hub)	6	601252	4 x 3 REDUCER COUPLING (Hub x Hub)	2	601997	1-1/2 TRAP ADAPTER (Spigot x Slip Joint)	2
600361	3 x 1 1/2 DOUBLE TEE (All Hub)	6	601260	1-1/4 MALE ADAPTER (Hub x MPT)	3	602003	2 x 1 1/2 DWV TRAP ADAPTER (Spigot x Slip Joint)	2
600379	3 x 2 DOUBLE TEE (All Hub)	6	601278	1 1/2 x 1 1/4 MALE ADAPTER (Hub x MPT)	3	602078	P-TRAP CLEAN OUT CAP FOR 1-1/2" & 2"	8
600429	4 45° WYE (All Hub)	5	601286	1-1/2 MALE ADAPTER (Hub x MPT)	3	602086	1 1/2 Short SWIVEL ADAPTER (Hub x FPT Swivel)	8
600437	6 45° WYE (All Hub)	5	601294	2 MALE ADAPTER (Hub x MPT)	3	602110	1-1/2 UNION (Hub x Hub)	3
600494	4 x 4 x 2 45° WYE (All Hub)	5	601302	3 MALE ADAPTER (Hub x MPT)	3	602193	4 x 3 CLOSET FLANGE HUB (Flange x Hub)	7
600502	4 x 4 x 3 45° WYE (All Hub)	5	601310	4 MALE ADAPTER (Hub x MPT)	3	602201	4 x 4 CLOSET FLANGE HUB (Flange x Hub)	7
600510	6 x 6 x 4 45° WYE (All Hub)	5	601328	1-1/4 MALE FITTING ADAPTER (Spigot x MPT)	3	602219	4 x 3 CLOSET FLANGE HUB (Flange x Hub - With Test Plug)	7
600528	1-1/2 DOUBLE 45° WYE (All Hub)	5	601344	1-1/2 MALE FITTING ADAPTER (Spigot x MPT)	3	602227	4 x 3 CLOSET FLANGE SPIGOT (Flange x Spigot)	7
600536	2 DOUBLE 45° WYE (All Hub)	5	601351	2 MALE FITTING ADAPTER (Spigot x MPT)	3	602235	4 x 3 CLOSET FLANGE FIPT (Flange x FPT)	7
600544	3 DOUBLE 45° WYE (All Hub)	5	601369	3 MALE FITTING ADAPTER (Spigot x MPT)	3	602243	4 SOLID FLANGE	7
600551	4 DOUBLE 45° WYE (All Hub)	5	601377	1-1/4 FEMALE ADAPTER (Hub x FPT)	2	602250	4 x 3 CLOSET FLANGE - ADJUSTABLE RING (Plastic Ring x Hub)	7
600569	2 x 1 1/2 DOUBLE 45° WYE (All Hub)	5	601385	1-1/2 FEMALE ADAPTER (Hub x FPT)	2	602276	4 x 3 CLOSET FLANGE - ADJUSTABLE RING (Plastic Ring x Spigot)	7
600577	3 x 1 1/2 DOUBLE 45° WYE (All Hub)	5	601393	2 FEMALE ADAPTER (Hub x FPT)	2	602292	4 x 3 OFFSET CLOSET FLANGE - ADJUSTABLE (Plastic Ring x Hub)	7
600585	3 x 2 DOUBLE 45° WYE (All Hub)	5	601401	3 FEMALE ADAPTER (Hub x FPT)	2	602326	1-1/2 P-TRAP NO CLEANOUT (Hub X Hub)	8
600619	1-1/2 90° ELBOW (Hub x Hub)	3	601419	4 FEMALE ADAPTER (Hub x FPT)	2	602334	2 P-TRAP NO CLEANOUT (Hub X Hub)	8
600635	2 90° ELBOW (Hub x Hub)	3	601427	6 FEMALE ADAPTER (Hub x FPT)	2	602342	3 P-TRAP NO CLEANOUT (Hub X Hub)	8
600650	3 90° ELBOW (Hub x Hub)	3	601443	1-1/4 FITTING CLEANOUT ADAPTER (Spigot x FPT)	3	602359	4 P-TRAP NO CLEANOUT (Hub X Hub)	8
600668	4 x 3 90° ELBOW (Hub x Hub)	3	601450	1-1/2 FITTING CLEANOUT ADAPTER (Spigot x FPT)	3	602375	1-1/2 P-TRAP WITH CLEANOUT (Hub X Hub)	8
600676	4 90° ELBOW (Hub x Hub)	3	601468	2 FITTING CLEANOUT ADAPTER (Spigot x FPT)	3	602383	2 P-TRAP WITH CLEANOUT (Hub X Hub)	8
600684	6 90° ELBOW (Hub x Hub)	3	601476	3 FITTING CLEANOUT ADAPTER (Spigot x FPT)	3	602409	1-1/2 P-TRAP W/UNION NO CLEANOUT (Hub x Hub)	8
600700	1-1/2 90° LONG TURN ELBOW (Hub x Hub)	3	601484	4 FITTING CLEANOUT ADAPTER (Spigot x FPT)	3	602417	2 P-TRAP W/UNION NO CLEANOUT (Hub x Hub)	8
600734	1-1/2 90° STREET ELBOW (Spigot x Hub)	4	601492	6 FITTING CLEANOUT ADAPTER (Spigot x FPT)	3	602433	1-1/2 P-TRAP W/UNION WITH CLEANOUT (Hub x Hub)	8
600767	4 90° STREET ELBOW (Spigot x Hub)	4	601542	1 1/2 x 1 1/4 REDUCER BUSHING (Spigot x Hub)	2	602441	2 P-TRAP W/UNION WITH CLEANOUT (Hub x Hub)	8
600809	11/2x11/2 45° DISHWASHER WYE	5	601559	2 x 1 1/4 REDUCER BUSHING (Spigot x Hub)	2	602540	1-1/2 CAP (Hard, fits over Sch. 40 pipe)	6
600841	1-1/2 60° ELBOW (Hub x Hub)	4	601567	2 x 1 1/2 REDUCER BUSHING (Spigot x Hub)	2	602557	2 CAP (Hard, fits over Sch. 40 pipe)	6
600858	2 60° ELBOW (Hub x Hub)	4	601575	3 x 1 1/2 REDUCER BUSHING (Spigot x Hub)	2	602565	3 CAP (Hard, fits over Sch. 40 pipe)	6
600866	3 60° ELBOW (Hub x Hub)	4	601583	3 x 2 REDUCER BUSHING (Spigot x Hub)	2	602573	4 CAP (Hard, fits over Sch. 40 pipe)	6
600874	4 60° ELBOW (Hub x Hub)	4	601591	4 x 1 1/2 REDUCER BUSHING (Spigot x Hub)	2	602672	1-1/2 CAP FPT	7
600882	1-1/4 45° ELBOW (Hub x Hub)	4	601609	4 x 2 REDUCER BUSHING (Spigot x Hub)	2	602680	2 CAP FPT	7
600908	1-1/2 45° ELBOW (Hub x Hub)	4	601617	4 x 3 REDUCER BUSHING (Spigot x Hub)	2	602714	1-1/2 THREADED PLUG WITH GASKET (MIPT x Square Head)	7
600924	2 45° ELBOW (Hub x Hub)	4	601625	6 x 4 REDUCER BUSHING (Spigot x Hub)	2	602722	2 THREADED PLUG WITH GASKET (MIPT x Square Head)	7
600940	4 45° ELBOW (Hub x Hub)	4	601633	1 1/2 x 1/2 FLUSH ADAPTER BUSHING (Spigot x FPT)	3	602730	3 THREADED PLUG WITH GASKET (MIPT x Square Head)	7
600957	6 45° ELBOW (Hub x Hub)	4	601641	1 1/2 x 3/4 FLUSH ADAPTER BUSHING (Spigot x FPT)	3	602748	4 THREADED PLUG WITH GASKET (MIPT x Square Head)	7
600965	1-1/4 45° ELBOW STREET (Spigot x Hub)	5	601658	1 1/2 x 1 1/4 FLUSH ADAPTER BUSHING (Spigot x FPT)	3	602755	6 THREADED PLUG WITH GASKET (MIPT x Square Head)	7
600981	1-1/2 45° ELBOW STREET (Spigot x Hub)	5	601666	2 x 1 1/2 FLUSH ADAPTER BUSHING (Spigot x FPT)	3	602797	1-1/2 SWIVEL DRUM TRAP WITH CLEANOUT (Hub x Hub)	8
601013	4 45° ELBOW STREET (Spigot x Hub)	5	601674	4 x 3 SEWER TO DWV ADAPTER (Hub x Hub)	2	602854	1-1/2 TEST TEE WITH PLUG (Hub x Hub x Cleanout w/Plug)	6
601039	1-1/4 22-1/2" ELBOW (Hub x Hub)	5	601690	2 CAST IRON ADAPTER (Soil Pipe Ferrule to DWV Hub)	2	602862	2 TEST TEE WITH PLUG (Hub x Hub x Cleanout w/Plug)	6

ABS-DWV FITTINGS - NUMERICAL LISTING

ITEM	DESCRIPTION	PAGE	ITEM	DESCRIPTION	PAGE	ITEM	DESCRIPTION	PAGE
602870	3 TEST TEE WITH PLUG (Hub x Hub x Cleanout w/Plug)	6	604264	1-1/2 LONG TURN TEE WYE (All Hub)	5	604801	6 90° STREET ELBOW (Spigot x Hub)	4
602953	1 1/4 FITTING CLEANOUT ADAPTER W/Plug & No Gasket (Spigot x Plug)	3	604272	2 LONG TURN TEE WYE (All Hub)	5	604819	2 90° STREET VENT ELBOW (Spigot x Hub)	4
602961	1-1/2 FITTING CLEANOUT ADAPTER W/Plug & Gasket (Spigot x Plug)	3	604280	3 LONG TURN TEE WYE (All Hub)	5	604843	3 90° THREADED ELBOW (Hub x FPT)	4
602979	2 FITTING CLEANOUT ADAPTER W/Plug & Gasket (Spigot x Plug)	3	604298	4 LONG TURN TEE WYE (All Hub)	5	604850	3 90° VENT ELBOW (Hub x FPT)	4
602987	3 FITTING CLEANOUT ADAPTER W/Plug & Gasket (Spigot x Plug)	3	604306	2 x 2 x 1 1/2 LONG TURN TEE WYE (All Hub)	5	604868	2 x 1 1/2 x 1 1/2 90° 3-WAY DOUBLE ELBOW (All Hub)	4
602995	4 FITTING CLEANOUT ADAPTER W/Plug & Gasket (Spigot x Plug)	3	604314	1-1/2 SANITARY TEE (Spigot x Hub x Hub)	6	604900	3 60° STREET ELBOW (Spigot x Hub)	4
603001	6 FITTING CLEANOUT ADAPTER W/Plug & No Gasket (Spigot x Plug)	3	604322	2 SANITARY TEE (Spigot x Hub x Hub)	6	604918	2 90° 3-WAY DOUBLE ELBOW (All Hub)	4
603019	4 x 3 CLOSET FLANGE - ADJUSTABLE (Without Test Plug)	8	604330	2 x 2 x 1 1/2 SANITARY TEE (Spigot x Hub x Hub)	6	604926	3 90° 3-WAY DOUBLE ELBOW (All Hub)	4
603027	4 x 3 CLOSET FLANGE - ADJUSTABLE (W/Knockout Test Plug)	7	604348	2 x 1 1/2 x 2 SANITARY TEE (Spigot x Hub x Hub)	6	604942	3 x (1 1/2) HI 90° HIGH HEEL INLET ELBOW (All Hub)	4
603035	6 45° ELBOW STREET (Spigot x Hub)	5	604355	2 x 1 1/2 x 1 1/2 SANITARY TEE (Spigot x Hub x Hub)	6	604959	3 x (2) HI 90° HIGH HEEL INLET ELBOW (All Hub)	4
603167	ABS Y 3"X3"X 1-1/2" SPIG. ASTM	5	604363	3 x 3 x 1 1/2 SANITARY TEE (Spigot x Hub x Hub)	6	604967	1-1/2 60° STREET ELBOW (Spigot x Hub)	4
603175	ABS Y 3"X3"X2"P1 ASTM HxHxSPG	5	604397	4 SANITARY TEE (Spigot x Hub x Hub)	6	604975	2 60° STREET ELBOW (Spigot x Hub)	4
603233	3 SANITARY TEE (All Hub)	5	604405	1-1/2 SANITARY TEE (All Hub)	5	605006	4 60° STREET ELBOW (Spigot x Hub)	4
603241	3 x 3 x 1 1/2 SANITARY TEE (All Hub)	6	604413	4 TEST TEE (Hub x Hub X FPT)	6	605022	2 x 1 1/2 x 1 1/2 45° WYE (All Hub)	5
603282	3 x 3 x 2 SANITARY TEE (All Hub)	6	604421	3 2 WAY CLEANOUT TEE (All Hub)	6	605030	2 22-1/2" STREET ELBOW (Spigot x Hub)	5
603415	3 45° WYE (All Hub)	5	604439	4 2 WAY CLEANOUT TEE (All Hub)	6	605048	4 22-1/2" STREET ELBOW (Spigot x Hub)	5
603472	3 x 3 x 1 1/2 45° WYE (All Hub)	5	604462	3 x 3 x 2 x 1 1/2 DOUBLE TEE (All Hub)	6	605063	4 x 4 x 1 1/2 45° WYE (All Hub)	5
603480	3 x 3 x 2 45° WYE (All Hub)	5	604470	4 x 2 DOUBLE TEE (All Hub)	6	605089	2 x 2 x 1 1/2 45° WYE (All Hub)	5
603563	3 45° ELBOW (Hub x Hub)	4	604488	4 x 3 DOUBLE TEE (All Hub)	6	605139	4 x 2 DOUBLE 45° WYE (All Hub)	5
603571	3 45° ELBOW STREET (Spigot x Hub)	5	604504	4 x 3 CLOSET FLANGE - ADJUSTABLE RING (Metal Ring x Hub)	7	605147	4 x 3 DOUBLE 45° WYE (All Hub)	5
603589	ABS 90 EL LOW HEEL 3X3X2 HXHXS	4	604512	4 x 4 CLOSET FLANGE - ADJUSTABLE RING (Metal Ring x Hub)	7	605162	2 x 1 1/2 x 1 1/2 LONG TURN TEE WYE (All Hub)	5
604009	1-1/2 VENT TEE (All Hub)	6	604538	1 1/2 x 1 1/4 L.A. STYLE P-TRAP W/UNION (No Cleanout)	8	605170	2 x 1 1/2 x 2 LONG TURN TEE WYE (All Hub)	5
604017	2 VENT TEE (All Hub)	6	604546	1-1/2 L.A. STYLE P-TRAP W/UNION (No Cleanout)	8	605188	4 x 4 x 2 LONG TURN TEE WYE (All Hub)	5
604025	3 VENT TEE (All Hub)	6	604587	4 CAST IRON ADAPTER (Soil Pipe Hub to DWV Hub)	2	605279	6 SANITARY TEE (All Hub)	5
604041	4 x 3 90° STREET CLOSET ELBOW (Spigot x Hub)	4	604595	3 x 3 x 1 1/2 LONG TURN TEE WYE (All Hub)	5	605287	2 DOUBLE FIXTURE TEE (Hub x Hub x Hub x Hub)	6
604058	4 x3 W/CAP 90° STREET CLOSET ELBOW (Spigot x Hub)	4	604603	3 x 3 x 2 LONG TURN TEE WYE (All Hub)	5	605295	2 x 1 1/2 x 2 x 2 DOUBLE FIXTURE TEE (Hub x Hub x Hub x Hub)	6
604074	1-1/2 90° VENT ELBOW (Hub x Hub)	4	604611	4 x 4 x 3 LONG TURN TEE WYE (All Hub)	5	605303	2 x 1 1/2 x 1 1/2 x 1 1/2 DOUBLE FIXTURE TEE (Hub x Hub x Hub x Hub)	6
604082	2 90° VENT ELBOW (Hub x Hub)	4	604629	3 1/2 *no gasket THREADED PLUG WITH GASKET (MIPT x Square Head)	7	605311	3 DOUBLE FIXTURE TEE (Hub x Hub x Hub x Hub)	6
604090	3 90° VENT ELBOW (Hub x Hub)	4	604637	1-1/2 REPAIR COUPLING (Hub x Hub)	2	605329	3 x 2 x 3 x 3 DOUBLE FIXTURE TEE (Hub x Hub x Hub x Hub)	6
604116	2 90° LONG TURN ELBOW (Hub x Hub)	3	604645	2 REPAIR COUPLING (Hub x Hub)	2	605352	4 x 3 CLOSET FLANGE - ADJUSTABLE RING (Metal Ring x Spigot)	7
604124	3 90° LONG TURN ELBOW (Hub x Hub)	3	604652	3 REPAIR COUPLING (Hub x Hub)	2	605360	4 x 4 CLOSET FLANGE - ADJUSTABLE RING (Metal Ring x Spigot)	7
604132	4 90° LONG TURN ELBOW (Hub x Hub)	3	604660	4 REPAIR COUPLING (Hub x Hub)	2	605386	2 RETURN BEND LESS CLEANOUT (Hub x Hub)	8
604157	3 x (2) Li 90° LOW HEEL INLET ELBOW (All Hub)	4	604678	4 SEWER TO DWV ADAPTER (Hub x Hub)	2	605394	3 RETURN BEND LESS CLEANOUT (Hub x Hub)	8
604165	1-1/2 45° WYE (All Hub)	5	604686	3 x 1 1/2 CAST IRON ADAPTER (Soil Pipe Ferrule to DWV Hub)	2	605402	4 RETURN BEND LESS CLEANOUT (Hub x Hub)	8
604173	2 45° WYE (All Hub)	5	604728	1-1/2 90° LONG TURN STREET ELBOW (Spigot x Hub)	3	605543	4 x 3 FLUSH BUSHING	2
604181	1-1/4 45° WYE (All Hub)	5	604736	2 90° LONG TURN STREET ELBOW (Spigot x Hub)	3	610147	1-1/2 TRAP ADAPTER (Spigot x Slip Joint) SHORT	2
604199	2 45° ELBOW STREET (Spigot x Hub)	5	604744	3 90° LONG TURN STREET ELBOW (Spigot x Hub)	3			
604207	2 90° STREET ELBOW (Spigot x Hub)	4	604769	1 1/2 x 1 1/4 MALE FITTING ADAPTER (Spigot x MPT)	3			
604215	3 90° STREET ELBOW (Spigot x Hub)	4	604777	4 MALE FITTING ADAPTER (Spigot x MPT)	3			
604249	3 x (2) Si 90° SIDE INLET ELBOW (All Hub)	4	604793	1-1/2 90° STREET VENT ELBOW (Spigot x Hub)	4			
604256	3 45° WYE (Spigot x Hub x Hub)	5						

ABS-DWV SHORTER PATTERN FITTINGS - NUMERICAL LISTING

600015	ABS SAN TEE 11/2	9	600452	ABS Y 2X11/2X11/2 SHORT	9	600759	ABS 90 ELBOW SPIG 3	9
600031	ABS SAN TEE 3	9	600460	ABS Y 2X2X11/2	9	600890	ABS 45 ELBOW 11/2	9
600130	ABS SAN TEE 3X3X11/2	9	600478	ABS Y 3X3X11/2	9	600916	ABS 45 ELBOW 2	9
600148	ABS SAN TEE 3X3X2	9	600486	ABS Y 3X3X2	9	600932	ABS 45 ELBOW 3	9
600304	ABS 45 ELBOW SHORT 4	9	600601	ABS 90 ELBOW 11/2	9	600973	ABS 45 ELBOW SPIG 11/2	9
600387	ABS Y 11/4	9	600627	ABS 90 ELBOW 2	9	600999	ABS 45 ELBOW SPIG 2	9
600395	ABS Y 11/2	9	600643	ABS 90 ELBOW 3	9	601005	ABS 45 ELBOW SPIG 3	9
600403	ABS Y 2	9	600726	ABS 90 ELBOW SPIG 11/2	9	601435	ABS 45 ELBOW SPIGOT 4	9
600411	ABS Y 3	9	600742	ABS 90 ELBOW SPIG 2	9			

ABS DWV FITTINGS

CONDITIONS OF SALES

PRICES:

Prices are subject to change without notice.
All catalogue prices shown are list.

TERMS:

2% 30 days, net 45 days from date of invoice.
Interest rate of 1-½% per month will be applied to overdue accounts.

FREIGHT:

Freight is prepaid on orders totaling \$2500.00 net.
All products except ABS Pipe may be combined.

MINIMUM ORDER:

The minimum order is \$250.00 net.

BROKEN CARTONS:

BOW will automatically ship full carton quantities.

BACKORDERS:

All backorders are shipped unless otherwise indicated on the packing slip.
Additions to backorders are not accepted.

RETURNED GOODS:

All returns must be approved in advance and require a
"Returned Goods Authorization"(RGA#) issued by BOW Customer Service.
Shipping instructions are provided on the Returned Goods Authorization Form.
Returned goods are subject to a minimum 25% restocking charge.
No returns are allowed after six (6) months from date of invoice.

ORDER FULFILLMENT OR BILLING ERROR:

Customer must notify BOW Customer Service of any error in filling or invoicing
of an order within ten (10) days of receipt to preserve claim for adjustment.

DAMAGED OR MISSING GOODS:

Customer must note on Bill of Lading or Freight Bill any damaged
or missing goods and must file claim with the carrier.

