

ABS-0318
SUPERSEDES ABS-0617
ASTM D2661
R/ MAR. 2018

BOW

ABS DWV FITTINGS



DIMENSION	ITEM	STD/CTN	SKID	LIST PRICE
COUPLING (Hub x Hub)				
1 1/4"	601112	125	9,000	5.18
1 1/2"	601120	125	9,000	3.18
2"	601138	100	4,800	4.28
3"	601146	45	1,440	11.98
4"	601153	25	800	21.60
6"	601161	12	216	89.77

REDUCER COUPLING
(Hub x Hub)

1 1/2" X 1 1/4"	601179	125	9,000	11.63
2" X 1 1/2"	601195	75	5,400	9.16
3" X 1 1/2"	601203	35	2,520	27.00
3" X 2"	601211	35	2,520	21.90
4" X 2"	601245	20	960	45.82
4" X 3"	601252	30	960	40.62

REPAIR COUPLING
(Hub x Hub) H

1 1/2"	604637	100	7,200	22.59
2"	604645	25	5,100	12.06
3"	604652	25	1,200	29.90
4"	604660	10	720	57.51

SEWER TO DWV ADAPTER
(Hub x Hub)

4" X 3"	601674	40	1,280	31.72
4" X 4"	604678	10	720	46.52

SEWER ADAPTER BUSHING
(DWV Spigot to Sewer Hub)

3" X 3"	601856	50	3,600	15.92
4" X 4"	601864	50	1,600	21.83

CAST IRON ADAPTER
(Soil Pipe Ferrule to DWV Hub)

2" X 2"	601690	30	1,800	44.10
3" X 1 1/2"	604686	10	1,080	37.12
4" X 3"	601716	10	960	44.56
4" X 4"	601724	15	480	64.53

DIMENSION	ITEM	STD/CTN	SKID	LIST PRICE
CAST IRON ADAPTER (Soil Pipe Hub to DWV Hub)				
4" X 4"	604587	10	480	72.90

FLUSH BUSHING
(Spigot x Hub)

1 1/2" X 1 1/4"	601542	150	10,800	16.59
2" X 1 1/4"	601559	150	4,800	7.11
2" X 1 1/2"	601567	150	10,800	5.27
3" X 1 1/2"	601575	35	2,520	22.77
3" X 2"	601583	60	2,880	14.36
4" X 1 1/2"	601591	10	1,080	42.38
4" X 2"	601609	20	1,440	42.59
4" X 3"	605543	35	1,680	22.71
6" X 4"	601625	24	432	118.76

REDUCER BUSHING
(Spigot x Hub)

4" X 3"	601617	35	1,050	22.71
---------	--------	----	-------	-------

TRAP ADAPTER (Spigot x Slip Joint)
* Self-seal (Washer not required)

1 1/2" (Short)	610147	50	10,200	7.32
1 1/4"	*601971	100	7,200	7.91
1 1/2" X 1 1/4"	*601989	100	7,200	10.49
1 1/2" (Long)	*601997	100	6,000	8.59
2" X 1 1/2" DWV	602003	60	4,320	24.80

TRAP ADAPTER (Hub x Slip Joint)
* Self-Seal (Washer Not Required)

1 1/4"	*601922	125	9,000	7.53
1 1/2" X 1 1/4"	*601930	100	7,200	9.55
1 1/2"	*601948	100	7,200	8.77
2" X 1 1/2" DWV	601955	60	4,320	15.90


FEMALE ADAPTER
(Hub x FPT)

1 1/4"	601377	125	9,000	10.97
1 1/2"	601385	100	7,200	5.90
2"	601393	75	5,400	9.31
3"	601401	30	1,440	24.73
4"	601419	25	800	28.44
6"	601427	15	270	107.77

DIMENSION	ITEM	STD/CTN	SKID	LIST PRICE
-----------	------	---------	------	------------


FITTING CLEANOUT ADAPTER

(Spigot x FPT)

	1 1/4"	601443	100	20,400	11.82
	1 1/2"	601450	100	7,200	6.44
	2"	601468	60	4,320	9.89
	3"	601476	35	1,680	25.31
	4"	601484	25	1,050	46.52
	6"	601492	15	270	80.59


FITTING CLEANOUT ADAPTER

With plug & gasket (Spigot x Plug)

	1 1/4" *No Gasket	602953	50	4,800	11.57
	1 1/2"	602961	90	6,480	11.83
	2"	602979	50	3,600	15.21
	3"	602987	30	1,440	33.74
	4"	602995	25	800	61.94
	6" *No Gasket	603001	15	270	135.78

FLUSH ADAPTER BUSHING

(Spigot x FPT)


	1 1/2" X 1/2"	601633	40	11,520	9.37
	1 1/2" X 3/4"	601641	30	8,640	9.97
	1 1/2" X 1 1/4"	601658	100	20,400	11.67
	2" X 1 1/2"	601666	125	9,000	15.27

UNION (Hub x Hub)

	1 1/2"	602110	25	3,000	17.74
---	--------	--------	----	-------	-------


ABS/COPPER PIPE ADAPTER

(Hub x Slip Joint)

	1 1/2" X 1 1/4"	601880	50	6,600	8.68
	1 1/2"	601898	50	6,000	7.41
	2"	601906	25	5,100	14.94

MALE ADAPTER


(Hub x MPT)

	1 1/4"	601260	125	12,000	5.74
	1 1/2" X 1 1/4"	601278	90	5,400	5.84
	1 1/2"	601286	125	9,000	5.01
	2"	601294	80	5,760	7.97
	3"	601302	30	2,160	23.32
	4"	601310	20	960	47.33

DIMENSION	ITEM	STD/CTN	SKID	LIST PRICE
-----------	------	---------	------	------------

MALE FITTING ADAPTER

(Spigot x MPT)

	1 1/2" X 1 1/4"	604769	50	10,200	4.71
	1 1/4"	601328	50	10,200	5.73
	1 1/2"	601344	100	9,600	14.36
	2"	601351	60	5,760	26.52
	3"	601369	20	1,440	39.71
	4"	604777	10	1,080	41.42


NO HUB SOIL PIPE ADAPTER

(No Hub Spigot x DWV Hub)

	2" X 2"	601740	50	3,600	17.36
	3"	601757	30	2,160	29.51
	4" X 3"	601773	15	1,080	39.68
	4" X 4"	601781	15	720	46.78


90° ELBOW

(Hub x Hub)

	1 1/2"	600619	110	3,520	6.61
	2"	600635	50	1,600	10.27
	3"	600650	20	640	25.87
	4" X 3"	600668	20	360	31.50
	4"	600676	12	216	53.01
	6"	600684	4	72	224.87

90° LONG TURN ELBOW

(Hub x Hub)

	1 1/2"	600700	50	2,400	10.82
	2"	604116	45	1,440	14.30
	3"	604124	20	360	35.01
	4"	604132	5	240	60.38

90° LONG TURN STREET ELBOW


(Spigot x Hub)


	1 1/2"	604728	50	2,400	14.90
	2"	604736	20	1,440	16.92
	3"	604744	20	360	63.51


90° VENT ELBOW

(Hub x Hub)


	1 1/2"	604074	60	4,320	10.24
	2"	604082	25	1,800	17.69
	3"	604090	30	1,080	45.50


DIMENSION	ITEM	STD/CTN	SKID	LIST PRICE
90° STREET ELBOW (Spigot x Hub)				
 1 1/2"	600734	45	4,320	8.03
2"	604207	25	1,800	13.18
3"	604215	20	640	27.78
4"	600767	20	480	62.71
6"	604801	5	90	231.66


90° STREET CLOSET ELBOW (Spigot x Hub)				
 4" X 3"	604041	10	320	66.52
4" X 3" W/CAP	604058	10	480	72.11


90° STREET VENT ELBOW (Spigot x Hub)				
 1 1/2"	604793	50	3,600	10.14
2"	604819	25	1,800	17.50
3"	604827	25	800	45.50


90° THREADED ELBOW (Hub x FPT)				
 3"	604843	15	720	57.14


90° VENT ELBOW (Hub x FPT)				
 3"	604850	25	900	58.30


90° 3-WAY DOUBLE ELBOW (All Hub)				
 2" X 1 1/2" X 1 1/2"	604868	25	1,650	36.58
2"	604918	25	1,200	39.68
3"	604926	10	320	130.94


90° SIDE INLET ELBOW (All Hub)				
 3" X (2") SI	604249	10	480	65.28


DIMENSION	ITEM	STD/CTN	SKID	LIST PRICE
90° HIGH HEEL INLET ELBOW (All Hub)				
 3" X (1 1/2") HI	604942	10	480	69.60
3" X (2") HI	604959	10	320	40.09


90° LOW HEEL INLET ELBOW (All Hub)				
 3" X (2") LI	604157	10	480	39.96


90° LOW HEEL INLET ELBOW (Hub x Spigot x Hub)				
 3" X 3" X 2" LI	603589	15	480	62.37


60° ELBOW (Hub x Hub)				
 1 1/2"	600841	75	3,600	10.70
2"	600858	40	1,920	15.23
3"	600866	20	640	53.30
4"	600874	10	320	80.30


60° STREET ELBOW (Spigot x Hub)				
 1 1/2"	604967	50	3,600	32.62
2"	604975	25	1,800	36.34
3"	604900	25	800	103.92
4"	605006	10	480	121.03


45° ELBOW (Hub x Hub)				
 1 1/4"	600882	100	6,000	8.24
1 1/2"	600908	125	4,000	6.03
2"	600924	45	2,160	9.41
3"	603563	25	450	22.50
4"	600940	15	270	42.76
6"	600957	8	144	175.61


	DIMENSION	ITEM	STD/CTN	SKID	LIST PRICE
45° STREET ELBOW (Spigot x Hub)					
	1 1/4"	600965	100	6,000	7.74
	1 1/2"	600981	50	3,600	7.53
	2"	604199	25	1,800	9.90
	3"	603571	25	800	22.50
	4"	601013	25	450	39.71
	6"	603035	8	144	235.67


	DIMENSION	ITEM	STD/CTN	SKID	LIST PRICE
22-1/2° ELBOW (Hub x Hub)					
	1 1/4"	601039	100	7,200	12.13
	1 1/2"	601047	75	5,400	8.19
	2"	601054	50	3,600	10.14
	3"	601062	25	800	26.23
	4"	601070	15	480	39.92


	DIMENSION	ITEM	STD/CTN	SKID	LIST PRICE
22-1/2° STREET ELBOW (Spigot x Hub)					
	1 1/2"	601096	90	6,480	25.47
	2"	605030	25	5,100	23.02
	3"	601104	30	960	39.12
	4"	605048	10	480	67.39


	DIMENSION	ITEM	STD/CTN	SKID	LIST PRICE
45° WYE (All Hub)					
	1 1/4"	604181	50	2,400	12.51
	1 1/2"	604165	50	1,600	15.08
	2"	604173	25	800	19.57
	3"	603415	20	480	46.10
	4"	600429	12	144	93.87
	6"	600437	2	36	279.47
	2" X 1 1/2" X 1 1/2"	605022	20	960	28.54
	2" X 2" X 1 1/2"	605089	20	1,680	24.42
	3" X 3" X 1 1/2"	603472	20	640	36.92
	3" X 3" X 2"	603480	20	360	32.11
	4" X 4" X 1 1/2"	605063	5	240	116.63
	4" X 4" X 2"	600494	20	240	54.79
	4" X 4" X 3"	600502	15	180	74.01
	6" X 6" X 4"	600510	4	72	223.17

	DIMENSION	ITEM	STD/CTN	SKID	LIST PRICE
45° WYE (Spigot x Hub x Hub)					
	3"	604256	25	300	90.88
	3" X 3" X 1 1/2"	603167	20	720	47.77
	3" X 3" X 2"	603175	20	360	79.81

	DIMENSION	ITEM	STD/CTN	SKID	LIST PRICE
45° DISHWASHER WYE					
	1 1/2" X 1/2"	600809	40	5,280	30.28

	DIMENSION	ITEM	STD/CTN	SKID	LIST PRICE
DOUBLE 45° WYE (All Hub)					
	1 1/2"	600528	30	960	47.69
	2"	600536	20	640	56.94
	3"	600544	15	180	133.72
	4"	600551	5	90	261.77
	2" X 1 1/2"	600569	25	1,050	52.58
	3" X 1 1/2"	600577	10	420	62.48
	3" X 2"	600585	15	540	93.14
	4" X 2"	605139	5	240	107.44
4" X 3"	605147	5	90	207.28	


	DIMENSION	ITEM	STD/CTN	SKID	LIST PRICE
LONG TURN TEE WYE (All Hub)					
	1 1/2"	604264	25	1,200	23.38
	2"	604272	20	640	26.23
	3"	604280	10	180	61.83
	4"	604298	5	90	118.90
	2" X 1 1/2" X 1 1/2"	605162	25	800	39.39
	2" X 1 1/2" X 2"	605170	25	900	42.38
	2" X 2" X 1 1/2"	604306	25	800	23.80
	3" X 3" X 1 1/2"	604595	20	360	61.81
	3" X 3" X 2"	604603	25	450	40.19
	4" X 4" X 2"	605188	5	240	72.81
	4" X 4" X 3"	604611	5	160	93.34

	DIMENSION	ITEM	STD/CTN	SKID	LIST PRICE
SANITARY TEE (All Hub)					
	1 1/2"	604405	50	2,400	9.76
	2"	600023	45	1,440	15.10
	3"	603233	20	360	41.54
	4"	600049	12	216	73.42
	6"	605279	4	72	363.87

DIMENSION	ITEM	STD/CTN	SKID	LIST PRICE
-----------	------	---------	------	------------


SANITARY TEE

(All Hub)

	2" X 1 1/2" X 1 1/2"	600080	35	1,680	13.52
	2" X 1 1/2" X 2"	600098	25	1,200	15.27
	2" X 2" X 1 1/2"	600114	50	1,600	13.16
	3" X 3" X 1 1/2"	603241	25	800	25.89
	3" X 3" X 2"	603282	20	640	30.22
	4" X 4" X 2"	600155	20	360	72.00
	4" X 4" X 3"	600163	15	360	67.06


VENT TEE

(All Hub)

	1 1/2"	604009	50	2,400	25.13
	2"	604017	25	2,400	24.71
	3"	604025	25	450	81.98


SANITARY TEE

(Spigot x Hub x Hub)

	1 1/2"	604314	50	2,400	24.36
	2"	604322	20	960	32.94
	2" X 2" X 1 1/2"	604330	25	1,200	26.48
	2" X 1 1/2" X 2"	604348	25	1,200	40.77
	2" X 1 1/2" X 1 1/2"	604355	25	1,800	24.58
	3" X 3" X 1 1/2"	604363	10	1,080	77.28
	4"	604397	10	180	171.73

TEST TEE

(Hub x Hub x FPT)

	1 1/2"	600213	35	2,520	23.50
	2"	600221	20	1,440	25.63
	3"	600239	25	450	48.41
	4"	604413	10	320	103.81

TEST TEE WITH PLUG

(Hub x Hub x Cleanout with Plug)

	1 1/2"	602854	50	3,000	28.20
	2"	602862	45	1,440	31.07
	3"	602870	15	480	56.79
	4"	600270	15	270	119.21

DIMENSION	ITEM	STD/CTN	SKID	LIST PRICE
-----------	------	---------	------	------------


2 WAY CLEAN OUT TEE

(All Hub)

	3"	604421	10	360	85.86
	4"	604439	5	180	135.78


DOUBLE SANITARY TEE

(All Hub)

	1 1/2"	600312	15	1,440	23.94
	2"	600320	10	720	37.09
	3"	600338	5	240	97.11
	4"	600346	8	144	175.39
	2" X 1 1/2"	600353	20	960	26.53
	3" X 1 1/2"	600361	15	480	96.67
	3" X 3" X 2" X 1 1/2"	604462	10	480	53.94
	3" X 2"	600379	15	480	59.00
	4" X 2"	604470	5	240	166.42
	4" X 3"	604488	5	240	160.10

DOUBLE FIXTURE TEE

(Hub x Hub x Hub x Hub)

	2"	605287	25	450	57.04
	2" X 1 1/2" X 2" X 2"	605295	25	450	59.50
	2" X 1 1/2" X 1 1/2" X 1 1/2"	605303	25	800	39.01
	3"	605311	5	160	131.12
	3" X 2" X 3" X 3"	605329	5	160	156.89

LEFT SIDE INLET TEE

(All Hub)

	3" X (2") SI	600189	10	320	85.80
---	--------------	--------	----	-----	-------


RIGHT SIDE INLET TEE


(All Hub)


	3" X (2") SI	600205	10	320	85.80
---	--------------	--------	----	-----	-------


CAP


(HARD - Fits Over Sch 40 Pipe)


	1 1/2"	602540	90	18,360	11.44
	2"	602557	110	7,920	15.80
	3"	602565	30	2,160	28.76
	4"	602573	25	1,200	32.02


	DIMENSION	ITEM	STD/CTN	SKID	LIST PRICE
CAP (FPT)					
	1 1/2"	602672	100	20,400	9.91
	2"	602680	45	18,360	10.81
	3"	602698	25	5,100	18.26


	DIMENSION	ITEM	STD/CTN	SKID	LIST PRICE
THREADED PLUG WITH GASKET (MIPT x Square Head)					
	1 1/2"	602714	100	20,400	4.07
	2"	602722	150	10,800	5.32
	3"	602730	25	5,100	8.62
	3 1/2" *No Gasket	604629	25	3,600	32.31
	4"	602748	35	2,520	15.09
	6" *No Gasket	602755	20	960	50.51


	DIMENSION	ITEM	STD/CTN	SKID	LIST PRICE
SOLID FLANGE					
	4"	602243	25	1,800	15.43


	DIMENSION	ITEM	STD/CTN	SKID	LIST PRICE
CLOSET FLANGE - ONE PIECE (Flange x Hub)					
	4" X 3"	602193	25	800	26.72
	4" X 4"	602201	25	800	22.22


	DIMENSION	ITEM	STD/CTN	SKID	LIST PRICE
FLANGE X HUB (With Test Plug)					
	4" X 3"	602219	25	800	32.40


	DIMENSION	ITEM	STD/CTN	SKID	LIST PRICE
FLANGE X SPIGOT					
	4" X 3"	602227	25	800	35.81


	DIMENSION	ITEM	STD/CTN	SKID	LIST PRICE
FLANGE X FPT					
	4" X 3"	602235	40	720	29.80


	DIMENSION	ITEM	STD/CTN	SKID	LIST PRICE
CLOSET FLANGE - ADJUSTABLE RING Plastic Ring x Hub *With One Piece "Snap-On" Ring					
	4" X 3"	*602250	25	800	60.76

	DIMENSION	ITEM	STD/CTN	SKID	LIST PRICE
CLOSET FLANGE (Plastic Ring x Spigot) *With One Piece "Snap-On" Ring					
	4" X 3"	*602276	25	800	81.04

	DIMENSION	ITEM	STD/CTN	SKID	LIST PRICE
CLOSET FLANGE (Metal Ring x Hub)					
	4" X 3"	604504	25	800	57.28
	4" X 4"	604512	10	720	55.73

	DIMENSION	ITEM	STD/CTN	SKID	LIST PRICE
CLOSET FLANGE (Metal Ring x Spigot)					
	4" X 3"	605352	15	1,440	62.58
	4" X 4"	605360	10	720	82.96

	DIMENSION	ITEM	STD/CTN	SKID	LIST PRICE
OFFSET CLOSET FLANGE - ADJUSTABLE Plastic Ring x Hub *With One Piece "Snap-On" Ring					
	4" X 3"	*602292	15	480	76.81

	DIMENSION	ITEM	STD/CTN	SKID	LIST PRICE
CLOSET FLANGE- ADJUSTABLE With Knockout Test Plug (Fits over 3" DWV Pipe or inside 4" DWV Pipe) * With One Piece "Snap-On" Ring					
	4" X 3"	*603027	25	800	61.12

DIMENSION	ITEM	STD/CTN	SKID	LIST PRICE
-----------	------	---------	------	------------

**CLOSET FLANGE - ADJUSTABLE
WITHOUT TEST PLUG**

(Fits over 3" DWV Pipe or inside 4" DWV Pipe)

* With One Piece "Snap-On" Ring



4" X 3"	*603019	25	800	55.18
---------	---------	----	-----	-------

RETURN BEND

(Hub x Hub)

(No cleanout)



2"	605386	10	720	21.98
3"	605394	10	320	135.86
4"	605402	5	160	247.02

P-TRAP

(Hub x Hub)

Solvent Welded Joint (With Cleanout)

* Cap washer not required



1 1/2" (Cap Design)	*602375	40	1,280	34.43
2" (Cap Design)	*602383	20	640	83.10

P-TRAP

(Hub x Hub)

Solvent Welded Joint (No Cleanout)



1 1/2"	602326	40	1,280	21.08
2"	602334	20	640	27.72
3"	602342	10	180	109.31
4"	602359	6	108	217.97

L.A. STYLE P-TRAP W/ UNION

(No Cleanout)



1 1/2" X 1 1/4"	604538	20	1,200	44.63
1 1/2"	604546	25	1,200	46.17

DIMENSION	ITEM	STD/CTN	SKID	LIST PRICE
-----------	------	---------	------	------------

P-TRAP W/UNION

(Hub x Hub) (With Cleanout)

* Cap Washer Not Required



1 1/2" (Cap Design)	*602433	35	1,120	31.91
2" (Cap Design)	*602441	15	480	59.41

P-TRAP W/UNION

(Hub x Hub)

(No Cleanout)



1 1/2"	602409	40	1,280	28.37
2"	602417	20	640	56.14

P-TRAP CLEAN OUT CAP

(For 1-1/2" & 2")



1-1/2" & 2"	602078	100	40,800	12.79
-------------	--------	-----	--------	-------

DRUM TRAP WITH CLEANOUT

(Hub x Hub)



1 1/2"	602797	15	900	76.86
--------	--------	----	-----	-------

SWIVEL ADAPTER


(Hub x FPT Swivel)





1 1/2" Short	602086	100	7,200	19.46
--------------	--------	-----	-------	-------


ABS-DWV SHORTER PATTERN FITTINGS


Great for Repair & Repipe Applications


	DIMENSION	ITEM	STD/CTN	SKID	LIST PRICE
SANITARY TEE (All Hub)					
	1 1/2"	600015	90	2,880	9.74
	3"	600031	20	360	41.06


	DIMENSION	ITEM	STD/CTN	SKID	LIST PRICE
REDUCING SANITARY TEE					
	3" X 3" X 1 1/2"	600130	25	800	25.77
	3" X 3" X 2"	600148	20	640	29.96

	DIMENSION	ITEM	STD/CTN	SKID	LIST PRICE
45 WYE					
	1 1/4"	600387	50	3,600	12.81
	1 1/2"	600395	70	2,240	14.83
	2"	600403	40	1,280	19.33
	3"	600411	20	360	45.60
	2" X 1 1/2" X 1 1/2"	600452	25	1,800	28.30
	2" X 2" X 1 1/2"	600460	30	1,440	24.09
	3" X 3" X 1 1/2"	600478	20	640	36.71
3" X 3" X 2"	600486	20	640	31.78	

	DIMENSION	ITEM	STD/CTN	SKID	LIST PRICE
90 ELBOW					
	1 1/2"	600601	125	4,000	6.39
	2"	600627	50	2,400	10.01
	3"	600643	20	640	25.62

	DIMENSION	ITEM	STD/CTN	SKID	LIST PRICE
90 ELBOW SPIGOT					
	1 1/2"	600726	125	4,000	7.80
	2"	600742	50	2,400	13.06
	3"	600759	20	640	27.54

	DIMENSION	ITEM	STD/CTN	SKID	LIST PRICE
45 ELBOW					
	1 1/2"	600890	125	6,000	6.11
	2"	600916	50	3,600	9.24
	3"	600932	25	800	22.50
	4"	600304	25	450	39.07

	DIMENSION	ITEM	STD/CTN	SKID	LIST PRICE
45 ELBOW SPIGOT					
	1 1/2"	600973	125	6,000	7.31
	2"	600999	50	3,600	9.90
	3"	601005	25	800	22.50
	4"	601435	25	450	35.81

ABS-DWV FITTINGS - NUMERICAL LISTING

ITEM	DESCRIPTION	PAGE	ITEM	DESCRIPTION	PAGE	ITEM	DESCRIPTION	PAGE
600023	2 SANITARY TEE (All Hub)	5	601047	1-1/2 22-1/2" ELBOW (Hub x Hub)	5	601716	4 x 3 CAST IRON ADAPTER (Soil Pipe Ferrule to DWV Hub)	2
600049	4 SANITARY TEE (All Hub)	5	601054	2 22-1/2" ELBOW (Hub x Hub)	5	601724	4 CAST IRON ADAPTER (Soil Pipe Ferrule to DWV Hub)	2
600080	2 x 1 1/2 x 1 1/2 SANITARY TEE (All Hub)	6	601062	3 22-1/2" ELBOW (Hub x Hub)	5	601740	2 NO HUB SOIL PIPE ADAPTER (No Hub Spigot x DWV Hub)	3
600098	2 x 1 1/2 x 2 SANITARY TEE (All Hub)	6	601070	4 22-1/2" ELBOW (Hub x Hub)	5	601757	3 NO HUB SOIL PIPE ADAPTER (No Hub Spigot x DWV Hub)	3
600114	2 x 2 x 1 1/2 SANITARY TEE (All Hub)	6	601096	1-1/2 22-1/2" STREET ELBOW (Spigot x Hub)	5	601773	4 x 3 NO HUB SOIL PIPE ADAPTER (No Hub Spigot x DWV Hub)	3
600155	4 x 4 x 2 SANITARY TEE (All Hub)	6	601104	3 22-1/2" STREET ELBOW (Spigot x Hub)	5	601781	4 NO HUB SOIL PIPE ADAPTER (No Hub Spigot x DWV Hub)	3
600163	4 x 4 x 3 SANITARY TEE (All Hub)	6	601112	1-1/4 COUPLING (Hub x Hub)	2	601856	3 SEWER ADAPTER BUSHING (Dwv Spigot to Sewer Hub)	2
600189	3 x 2 SI TEE W/90° LEFT INLET (All Hub)	6	601120	1-1/2 COUPLING (Hub x Hub)	2	601864	4 SEWER ADAPTER BUSHING (Dwv Spigot to Sewer Hub)	2
600205	3 x 2 SI TEE W/90° RIGHT INLET (All Hub)	6	601138	2 COUPLING (Hub x Hub)	2	601880	1 1/2 x 1 1/4 ABS/COPPER PIPE ADAPTER (Hub x Slip Joint)	3
600213	1-1/2 TEST TEE (Hub x Hub x FPT)	6	601146	3 COUPLING (Hub x Hub)	2	601898	1-1/2 ABS/COPPER PIPE ADAPTER (Hub x Slip Joint)	3
600221	2 TEST TEE (Hub x Hub x FPT)	6	601153	4 COUPLING (Hub x Hub)	2	601906	2 ABS/COPPER PIPE ADAPTER (Hub x Slip Joint)	3
600239	3 TEST TEE (Hub x Hub x FPT)	6	601161	6 COUPLING (Hub x Hub)	2	601922	1-1/4 TRAP ADAPTER (Hub x Slip Joint)	2
600270	4 TEST TEE WITH PLUG (Hub x Hub x Cleanout w/Plug)	6	601179	1 1/2 x 1 1/4 REDUCER COUPLING (Hub x Hub)	2	601930	1 1/2 x 1 1/4 TRAP ADAPTER (Hub x Slip Joint)	2
600312	1-1/2 DOUBLE TEE (All Hub)	6	601195	2 x 1 1/2 REDUCER COUPLING (Hub x Hub)	2	601948	1-1/2 TRAP ADAPTER (Hub x Slip Joint)	2
600320	2 DOUBLE TEE (All Hub)	6	601203	3 x 1 1/2 REDUCER COUPLING (Hub x Hub)	2	601955	2 x 1 1/2 DWV TRAP ADAPTER (Hub x Slip Joint)	2
600338	3 DOUBLE TEE (All Hub)	6	601211	3 x 2 REDUCER COUPLING (Hub x Hub)	2	601971	1-1/4 TRAP ADAPTER (Spigot x Slip Joint)	2
600346	4 DOUBLE TEE (All Hub)	6	601245	4 x 2 REDUCER COUPLING (Hub x Hub)	2	601989	1 1/2 x 1 1/4 TRAP ADAPTER (Spigot x Slip Joint)	2
600353	2 x 1 1/2 DOUBLE TEE (All Hub)	6	601252	4 x 3 REDUCER COUPLING (Hub x Hub)	2	601997	1-1/2 TRAP ADAPTER (Spigot x Slip Joint)	2
600361	3 x 1 1/2 DOUBLE TEE (All Hub)	6	601260	1-1/4 MALE ADAPTER (Hub x MPT)	3	602003	2 x 1 1/2 DWV TRAP ADAPTER (Spigot x Slip Joint)	2
600379	3 x 2 DOUBLE TEE (All Hub)	6	601278	1 1/2 x 1 1/4 MALE ADAPTER (Hub x MPT)	3	602078	P-TRAP CLEAN OUT CAP FOR 1-1/2" & 2"	8
600429	4 45° WYE (All Hub)	5	601286	1-1/2 MALE ADAPTER (Hub x MPT)	3	602086	1 1/2 Short SWIVEL ADAPTER (Hub x FPT Swivel)	8
600437	6 45° WYE (All Hub)	5	601294	2 MALE ADAPTER (Hub x MPT)	3	602110	1-1/2 UNION (Hub x Hub)	3
600494	4 x 4 x 2 45° WYE (All Hub)	5	601302	3 MALE ADAPTER (Hub x MPT)	3	602193	4 x 3 CLOSET FLANGE HUB (Flange x Hub)	7
600502	4 x 4 x 3 45° WYE (All Hub)	5	601310	4 MALE ADAPTER (Hub x MPT)	3	602201	4 x 4 CLOSET FLANGE HUB (Flange x Hub)	7
600510	6 x 6 x 4 45° WYE (All Hub)	5	601328	1-1/4 MALE FITTING ADAPTER (Spigot x MPT)	3	602219	4 x 3 CLOSET FLANGE HUB (Flange x Hub - With Test Plug)	7
600528	1-1/2 DOUBLE 45° WYE (All Hub)	5	601344	1-1/2 MALE FITTING ADAPTER (Spigot x MPT)	3	602227	4 x 3 CLOSET FLANGE SPIGOT (Flange x Spigot)	7
600536	2 DOUBLE 45° WYE (All Hub)	5	601351	2 MALE FITTING ADAPTER (Spigot x MPT)	3	602235	4 x 3 CLOSET FLANGE FIPT (Flange x FPT)	7
600544	3 DOUBLE 45° WYE (All Hub)	5	601369	3 MALE FITTING ADAPTER (Spigot x MPT)	3	602243	4 SOLID FLANGE	7
600551	4 DOUBLE 45° WYE (All Hub)	5	601377	1-1/4 FEMALE ADAPTER (Hub x FPT)	2	602250	4 x 3 CLOSET FLANGE - ADJUSTABLE RING (Plastic Ring x Hub)	7
600569	2 x 1 1/2 DOUBLE 45° WYE (All Hub)	5	601385	1-1/2 FEMALE ADAPTER (Hub x FPT)	2	602276	4 x 3 CLOSET FLANGE - ADJUSTABLE RING (Plastic Ring x Spigot)	7
600577	3 x 1 1/2 DOUBLE 45° WYE (All Hub)	5	601393	2 FEMALE ADAPTER (Hub x FPT)	2	602292	4 x 3 OFFSET CLOSET FLANGE - ADJUSTABLE (Plastic Ring x Hub)	7
600585	3 x 2 DOUBLE 45° WYE (All Hub)	5	601401	3 FEMALE ADAPTER (Hub x FPT)	2	602326	1-1/2 P-TRAP NO CLEANOUT (Hub X Hub)	8
600619	1-1/2 90° ELBOW (Hub x Hub)	3	601419	4 FEMALE ADAPTER (Hub x FPT)	2	602334	2 P-TRAP NO CLEANOUT (Hub X Hub)	8
600635	2 90° ELBOW (Hub x Hub)	3	601427	6 FEMALE ADAPTER (Hub x FPT)	2	602342	3 P-TRAP NO CLEANOUT (Hub X Hub)	8
600650	3 90° ELBOW (Hub x Hub)	3	601443	1-1/4 FITTING CLEANOUT ADAPTER (Spigot x FPT)	3	602359	4 P-TRAP NO CLEANOUT (Hub X Hub)	8
600668	4 x 3 90° ELBOW (Hub x Hub)	3	601450	1-1/2 FITTING CLEANOUT ADAPTER (Spigot x FPT)	3	602375	1-1/2 P-TRAP WITH CLEANOUT (Hub X Hub)	8
600676	4 90° ELBOW (Hub x Hub)	3	601468	2 FITTING CLEANOUT ADAPTER (Spigot x FPT)	3	602383	2 P-TRAP WITH CLEANOUT (Hub X Hub)	8
600684	6 90° ELBOW (Hub x Hub)	3	601476	3 FITTING CLEANOUT ADAPTER (Spigot x FPT)	3	602409	1-1/2 P-TRAP W/UNION NO CLEANOUT (Hub x Hub)	8
600700	1-1/2 90° LONG TURN ELBOW (Hub x Hub)	3	601484	4 FITTING CLEANOUT ADAPTER (Spigot x FPT)	3	602417	2 P-TRAP W/UNION NO CLEANOUT (Hub x Hub)	8
600734	1-1/2 90° STREET ELBOW (Spigot x Hub)	4	601492	6 FITTING CLEANOUT ADAPTER (Spigot x FPT)	3	602433	1-1/2 P-TRAP W/UNION WITH CLEANOUT (Hub x Hub)	8
600767	4 90° STREET ELBOW (Spigot x Hub)	4	601542	1 1/2 x 1 1/4 REDUCER BUSHING (Spigot x Hub)	2	602441	2 P-TRAP W/UNION WITH CLEANOUT (Hub x Hub)	8
600809	11/2x11/2 45° DISHWASHER WYE	5	601559	2 x 1 1/4 REDUCER BUSHING (Spigot x Hub)	2	602540	1-1/2 CAP (Hard, fits over Sch. 40 pipe)	6
600841	1-1/2 60° ELBOW (Hub x Hub)	4	601567	2 x 1 1/2 REDUCER BUSHING (Spigot x Hub)	2	602557	2 CAP (Hard, fits over Sch. 40 pipe)	6
600858	2 60° ELBOW (Hub x Hub)	4	601575	3 x 1 1/2 REDUCER BUSHING (Spigot x Hub)	2	602565	3 CAP (Hard, fits over Sch. 40 pipe)	6
600866	3 60° ELBOW (Hub x Hub)	4	601583	3 x 2 REDUCER BUSHING (Spigot x Hub)	2	602573	4 CAP (Hard, fits over Sch. 40 pipe)	6
600874	4 60° ELBOW (Hub x Hub)	4	601591	4 x 1 1/2 REDUCER BUSHING (Spigot x Hub)	2	602672	1-1/2 CAP FPT	7
600882	1-1/4 45° ELBOW (Hub x Hub)	4	601609	4 x 2 REDUCER BUSHING (Spigot x Hub)	2	602680	2 CAP FPT	7
600908	1-1/2 45° ELBOW (Hub x Hub)	4	601617	4 x 3 REDUCER BUSHING (Spigot x Hub)	2	602698	3 CAP FPT	7
600924	2 45° ELBOW (Hub x Hub)	4	601625	6 x 4 REDUCER BUSHING (Spigot x Hub)	2	602714	1-1/2 THREADED PLUG WITH GASKET (MIPT x Square Head)	7
600940	4 45° ELBOW (Hub x Hub)	4	601633	1 1/2 x 1/2 FLUSH ADAPTER BUSHING (Spigot x FPT)	3	602722	2 THREADED PLUG WITH GASKET (MIPT x Square Head)	7
600957	6 45° ELBOW (Hub x Hub)	4	601641	1 1/2 x 3/4 FLUSH ADAPTER BUSHING (Spigot x FPT)	3	602730	3 THREADED PLUG WITH GASKET (MIPT x Square Head)	7
600965	1-1/4 45° ELBOW STREET (Spigot x Hub)	5	601658	1 1/2 x 1 1/4 FLUSH ADAPTER BUSHING (Spigot x FPT)	3	602748	4 THREADED PLUG WITH GASKET (MIPT x Square Head)	7
600981	1-1/2 45° ELBOW STREET (Spigot x Hub)	5	601666	2 x 1 1/2 FLUSH ADAPTER BUSHING (Spigot x FPT)	3	602755	6 THREADED PLUG WITH GASKET (MIPT x Square Head)	7
601013	4 45° ELBOW STREET (Spigot x Hub)	5	601674	4 x 3 SEWER TO DWV ADAPTER (Hub x Hub)	2	602797	1-1/2 SWIVEL DRUM TRAP WITH CLEANOUT (Hub x Hub)	8
601039	1-1/4 22-1/2" ELBOW (Hub x Hub)	5	601690	2 CAST IRON ADAPTER (Soil Pipe Ferrule to DWV Hub)	2	602854	1-1/2 TEST TEE WITH PLUG (Hub x Hub x Cleanout w/Plug)	6

ABS-DWV FITTINGS - NUMERICAL LISTING

ITEM	DESCRIPTION	PAGE	ITEM	DESCRIPTION	PAGE	ITEM	DESCRIPTION	PAGE
602862	2 TEST TEE WITH PLUG (Hub x Hub x Cleanout w/Plug)	6	604256	3 45° WYE (Spigot x Hub x Hub)	5	604793	1-1/2 90° STREET VENT ELBOW (Spigot x Hub)	4
602870	3 TEST TEE WITH PLUG (Hub x Hub x Cleanout w/Plug)	6	604264	1-1/2 LONG TURN TEE WYE (All Hub)	5	604801	6 90° STREET ELBOW (Spigot x Hub)	4
602953	1 1/4 FITTING CLEANOUT ADAPTER W/Plug & No Gasket (Spigot x Plug)	3	604272	2 LONG TURN TEE WYE (All Hub)	5	604819	2 90° STREET VENT ELBOW (Spigot x Hub)	4
602961	1-1/2 FITTING CLEANOUT ADAPTER W/Plug & Gasket (Spigot x Plug)	3	604280	3 LONG TURN TEE WYE (All Hub)	5	604827	3 90° STREET VENT ELBOW (Spigot x Hub)	4
602979	2 FITTING CLEANOUT ADAPTER W/Plug & Gasket (Spigot x Plug)	3	604298	4 LONG TURN TEE WYE (All Hub)	5	604843	3 90° THREADED ELBOW (Hub x FPT)	4
602987	3 FITTING CLEANOUT ADAPTER W/Plug & Gasket (Spigot x Plug)	3	604306	2 x 2 x 1 1/2 LONG TURN TEE WYE (All Hub)	5	604850	3 90° VENT ELBOW (Hub x FPT)	4
602995	4 FITTING CLEANOUT ADAPTER W/Plug & Gasket (Spigot x Plug)	3	604314	1-1/2 SANITARY TEE (Spigot x Hub x Hub)	6	604868	2 x 1 1/2 x 1 1/2 90° 3-WAY DOUBLE ELBOW (All Hub)	4
603001	6 FITTING CLEANOUT ADAPTER W/Plug & No Gasket (Spigot x Plug)	3	604322	2 SANITARY TEE (Spigot x Hub x Hub)	6	604900	3 60° STREET ELBOW (Spigot x Hub)	4
603019	4 x 3 CLOSET FLANGE - ADJUSTABLE (Without Test Plug)	8	604330	2 x 2 x 1 1/2 SANITARY TEE (Spigot x Hub x Hub)	6	604918	2 90° 3-WAY DOUBLE ELBOW (All Hub)	4
603027	4 x 3 CLOSET FLANGE - ADJUSTABLE (W/Knockout Test Plug)	7	604348	2 x 1 1/2 x 2 SANITARY TEE (Spigot x Hub x Hub)	6	604926	3 90° 3-WAY DOUBLE ELBOW (All Hub)	4
603035	6 45° ELBOW STREET (Spigot x Hub)	5	604355	2 x 1 1/2 x 1 1/2 SANITARY TEE (Spigot x Hub x Hub)	6	604942	3 x (1 1/2) HI 90° HIGH HEEL INLET ELBOW (All Hub)	4
603167	ABS Y 3"X3"X 1-1/2" SPIG. ASTM	5	604363	3 x 3 x 1 1/2 SANITARY TEE (Spigot x Hub x Hub)	6	604959	3 x (2) HI 90° HIGH HEEL INLET ELBOW (All Hub)	4
603175	ABS Y 3"X3"X2"P1 ASTM HxHxSPG	5	604397	4 SANITARY TEE (Spigot x Hub x Hub)	6	604967	1-1/2 60° STREET ELBOW (Spigot x Hub)	4
603233	3 SANITARY TEE (All Hub)	5	604405	1-1/2 SANITARY TEE (All Hub)	5	604975	2 60° STREET ELBOW (Spigot x Hub)	4
603241	3 x 3 x 1 1/2 SANITARY TEE (All Hub)	6	604413	4 TEST TEE (Hub x Hub X FPT)	6	605006	4 60° STREET ELBOW (Spigot x Hub)	4
603282	3 x 3 x 2 SANITARY TEE (All Hub)	6	604421	3 2 WAY CLEANOUT TEE (All Hub)	6	605022	2 x 1 1/2 x 1 1/2 45° WYE (All Hub)	5
603415	3 45° WYE (All Hub)	5	604439	4 2 WAY CLEANOUT TEE (All Hub)	6	605030	2 22-1/2° STREET ELBOW (Spigot x Hub)	5
603472	3 x 3 x 1 1/2 45° WYE (All Hub)	5	604462	3 x 3 x 2 x 1 1/2 DOUBLE TEE (All Hub)	6	605048	4 22-1/2° STREET ELBOW (Spigot x Hub)	5
603480	3 x 3 x 2 45° WYE (All Hub)	5	604470	4 x 2 DOUBLE TEE (All Hub)	6	605063	4 x 4 x 1 1/2 45° WYE (All Hub)	5
603563	3 45° ELBOW (Hub x Hub)	4	604488	4 x 3 DOUBLE TEE (All Hub)	6	605089	2 x 2 x 1 1/2 45° WYE (All Hub)	5
603571	3 45° ELBOW STREET (Spigot x Hub)	5	604504	4 x 3 CLOSET FLANGE - ADJUSTABLE RING (Metal Ring x Hub)	7	605139	4 x 2 DOUBLE 45° WYE (All Hub)	5
603589	ABS 90 EL LOW HEEL 3X3X2 HXHX	4	604512	4 x 4 CLOSET FLANGE - ADJUSTABLE RING (Metal Ring x Hub)	7	605147	4 x 3 DOUBLE 45° WYE (All Hub)	5
604009	1-1/2 VENT TEE (All Hub)	6	604538	1 1/2 x 1 1/4 L.A. STYLE P-TRAP W/UNION (No Cleanout)	8	605162	2 x 1 1/2 x 1 1/2 LONG TURN TEE WYE (All Hub)	5
604017	2 VENT TEE (All Hub)	6	604546	1-1/2 L.A. STYLE P-TRAP W/UNION (No Cleanout)	8	605170	2 x 1 1/2 x 2 LONG TURN TEE WYE (All Hub)	5
604025	3 VENT TEE (All Hub)	6	604587	4 CAST IRON ADAPTER (Soil Pipe Hub to DWV Hub)	2	605188	4 x 4 x 2 LONG TURN TEE WYE (All Hub)	5
604041	4 x 3 90° STREET CLOSET ELBOW (Spigot x Hub)	4	604595	3 x 3 x 1 1/2 LONG TURN TEE WYE (All Hub)	5	605279	6 SANITARY TEE (All Hub)	5
604058	4 x3 W/CAP 90° STREET CLOSET ELBOW (Spigot x Hub)	4	604603	3 x 3 x 2 LONG TURN TEE WYE (All Hub)	5	605287	2 DOUBLE FIXTURE TEE (Hub x Hub x Hub x Hub)	6
604074	1-1/2 90° VENT ELBOW (Hub x Hub)	4	604611	4 x 4 x 3 LONG TURN TEE WYE (All Hub)	5	605295	2 x 1 1/2 x 2 x 2 DOUBLE FIXTURE TEE (Hub x Hub x Hub x Hub)	6
604082	2 90° VENT ELBOW (Hub x Hub)	4	604629	3 1/2 *no gasket THREADED PLUG WITH GASKET (MIPT x Square Head)	7	605303	2 x 1 1/2 x 1 1/2 x 1 1/2 DOUBLE FIXTURE TEE (Hub x Hub x Hub x Hub)	6
604090	3 90° VENT ELBOW (Hub x Hub)	4	604637	1-1/2 REPAIR COUPLING (Hub x Hub)	2	605311	3 DOUBLE FIXTURE TEE (Hub x Hub x Hub x Hub)	6
604116	2 90° LONG TURN ELBOW (Hub x Hub)	3	604645	2 REPAIR COUPLING (Hub x Hub)	2	605329	3 x 2 x 3 x 3 DOUBLE FIXTURE TEE (Hub x Hub x Hub x Hub)	6
604124	3 90° LONG TURN ELBOW (Hub x Hub)	3	604652	3 REPAIR COUPLING (Hub x Hub)	2	605352	4 x 3 CLOSET FLANGE - ADJUSTABLE RING (Metal Ring x Spigot)	7
604132	4 90° LONG TURN ELBOW (Hub x Hub)	3	604660	4 REPAIR COUPLING (Hub x Hub)	2	605360	4 x 4 CLOSET FLANGE - ADJUSTABLE RING (Metal Ring x Spigot)	7
604157	3 x (2) Li 90° LOW HEEL INLET ELBOW (All Hub)	4	604678	4 SEWER TO DWV ADAPTER (Hub x Hub)	2	605386	2 RETURN BEND LESS CLEANOUT (Hub x Hub)	8
604165	1-1/2 45° WYE (All Hub)	5	604686	3 x 1 1/2 CAST IRON ADAPTER (Soil Pipe Ferrule to DWV Hub)	2	605394	3 RETURN BEND LESS CLEANOUT (Hub x Hub)	8
604173	2 45° WYE (All Hub)	5	604728	1-1/2 90° LONG TURN STREET ELBOW (Spigot x Hub)	3	605402	4 RETURN BEND LESS CLEANOUT (Hub x Hub)	8
604181	1-1/4 45° WYE (All Hub)	5	604736	2 90° LONG TURN STREET ELBOW (Spigot x Hub)	3	605543	4 x 3 FLUSH BUSHING	2
604199	2 45° ELBOW STREET (Spigot x Hub)	5	604744	3 90° LONG TURN STREET ELBOW (Spigot x Hub)	3	610147	1-1/2 TRAP ADAPTER (Spigot x Slip Joint) SHORT	2
604207	2 90° STREET ELBOW (Spigot x Hub)	4	604769	1 1/2 x 1 1/4 MALE FITTING ADAPTER (Spigot x MPT)	3			
604215	3 90° STREET ELBOW (Spigot x Hub)	4	604777	4 MALE FITTING ADAPTER (Spigot x MPT)	3			
604249	3 x (2) Si 90° SIDE INLET ELBOW (All Hub)	4						

ABS-DWV SHORTER PATTERN FITTINGS - NUMERICAL LISTING

600015	ABS SAN TEE 11/2	9	600452	ABS Y 2X11/2X11/2 SHORT	9	600759	ABS 90 ELBOW SPIG 3	9
600031	ABS SAN TEE 3	9	600460	ABS Y 2X2X11/2	9	600890	ABS 45 ELBOW 11/2	9
600130	ABS SAN TEE 3X3X11/2	9	600478	ABS Y 3X3X11/2	9	600916	ABS 45 ELBOW 2	9
600148	ABS SAN TEE 3X3X2	9	600486	ABS Y 3X3X2	9	600932	ABS 45 ELBOW 3	9
600304	ABS 45 ELBOW SHORT 4	9	600601	ABS 90 ELBOW 11/2	9	600973	ABS 45 ELBOW SPIG 11/2	9
600387	ABS Y 11/4	9	600627	ABS 90 ELBOW 2	9	600999	ABS 45 ELBOW SPIG 2	9
600395	ABS Y 11/2	9	600643	ABS 90 ELBOW 3	9	601005	ABS 45 ELBOW SPIG 3	9
600403	ABS Y 2	9	600726	ABS 90 ELBOW SPIG 11/2	9	601435	ABS 45 ELBOW SPIGOT 4	9
600411	ABS Y 3	9	600742	ABS 90 ELBOW SPIG 2	9			

ABS DWV FITTINGS

CONDITIONS OF SALES

PRICES:

Prices are subject to change without notice.
All catalogue prices shown are list.

TERMS:

2% 30 days, net 45 days from date of invoice.
Interest rate of 1-½% per month will be applied to overdue accounts.

FREIGHT:

Freight is prepaid on orders totaling \$2500.00 net.
All products except ABS Pipe may be combined.

MINIMUM ORDER:

The minimum order is \$250.00 net.

BROKEN CARTONS:

BOW will automatically ship full carton quantities.

BACKORDERS:

All backorders are shipped unless otherwise indicated on the packing slip.
Additions to backorders are not accepted.

RETURNED GOODS:

All returns must be approved in advance and require a
"Returned Goods Authorization"(RGA#) issued by BOW Customer Service.
Shipping instructions are provided on the Returned Goods Authorization Form.
Returned goods are subject to a minimum 25% restocking charge.
No returns are allowed after six (6) months from date of invoice.

ORDER FULFILLMENT OR BILLING ERROR:

Customer must notify BOW Customer Service of any error in filling or invoicing
of an order within ten (10) days of receipt to preserve claim for adjustment.

DAMAGED OR MISSING GOODS:

Customer must note on Bill of Lading or Freight Bill any damaged
or missing goods and must file claim with the carrier.



BOW INDUSTRIAL CORPORATION Champlain, NY
Tel: 800.852.8527 info@bow-group.com
Fax: 800.526.5668 www.bow-group.com

©BOW MTL
0318

