

# **BOW**

## **ABS DWV FITTINGS**





DIMENSION	ITEM	CTN	SKID	LIST PRICE
<b>SANITARY TEE</b> (Hub x Hub x Hub)				
1 1/4"	600007	50	3,600	31.51
1 1/2"	600015	90	2,880	16.92
2"	600023	45	1,440	36.66
3"	600031	20	360	70.12
4"	600049	12	216	167.56

DIMENSION	ITEM	CTN	SKID	LIST PRICE
<b>REDUCING TEE</b> (Hub x Hub x Hub)				
1 1/2" x 1 1/4" x 1 1/2"	600064	40	1,920	56.05
1 1/2" x 1 1/2" x 1 1/4"	600072	40	2,400	32.85
2" x 1 1/2" x 1 1/2"	600080	35	1,680	26.53
2" x 1 1/2" x 2"	600098	25	1,200	48.71
2" x 2" x 1 1/2"	600114	50	1,600	26.40
3" x 3" x 1 1/2"	600130	25	800	48.71
3" x 3" x 2"	600148	20	640	56.66
4" x 4" x 2"	600155	20	360	145.65
4" x 4" x 3"	600163	15	360	174.22

DIMENSION	ITEM	CTN	SKID	LIST PRICE
<b>TEE - Left Side Inlet</b> (All Hub)				
3" x (1 1/2") SI	600171	10	320	151.11
3" x (2) SI	600189	10	300	151.11

DIMENSION	ITEM	CTN	SKID	LIST PRICE
<b>TEE - Right Side Inlet</b> (All Hub)				
3" x (1 1/2") SI	600197	10	300	151.11
3" x (2") SI	600205	10	320	151.11


DIMENSION	ITEM	CTN	SKID	LIST PRICE
<b>CLEANOUT TEE</b> (Hub x Hub x FPT)				
1 1/2"	600213	35	2,520	39.66
2"	600221	20	1,440	57.91
3"	600239	25	450	105.01


DIMENSION	ITEM	CTN	SKID	LIST PRICE
<b>CLEANOUT TEE</b> (With Plug & Gasket)				
1 1/2"	602854	50	3,000	45.13
2"	602862	45	1,440	72.53
3"	602870	15	480	119.08
4"	600270	15	270	263.05
4" x 3" x 4"	600288	15	270	210.51


DIMENSION	ITEM	CTN	SKID	LIST PRICE
<b>DOUBLE SANITARY TEE</b> (All Hub)				
1 1/2"	600312	15	1,440	52.13
2"	600320	10	720	78.58
3"	600338	5	240	124.66
4"	600346	8	144	491.46
2" x 2" x 1 1/2" x 1 1/2"	600353	20	960	89.49
3" x 3" x 1 1/2" x 1 1/2"	600361	15	480	109.02
3" x 3" x 2" x 2"	600379	15	480	113.71


DIMENSION	ITEM	CTN	SKID	LIST PRICE
<b>45° WYE</b> (Hub x Hub x Hub) <span style="float: right;">ASTM DENOTES LONGER RADIUS</span>				
1 1/4"	600387	50	3,600	46.55
1 1/2"	600395	70	2,240	20.75
2"	600403	40	1,280	39.21
3"	600411	20	360	78.12
4" ASTM	600429	12	144	218.77
4"	600791	12	216	168.25
6"	600437	2	36	763.62
1 1/2" x 1 1/2" x 1 1/4"	600445	30	2,160	29.58
2" x 1 1/2" x 1 1/2"	600452	25	1,800	45.69
2" x 2" x 1 1/2"	600460	30	1,440	36.96
3" x 3" x 1 1/2"	600478	20	640	55.21
3" x 3" x 2"	600486	20	640	61.22
4" x 4" x 2" ASTM	600494	20	240	157.99
4" x 4" x 2"	600817	20	360	121.51
4" x 4" x 3" ASTM	600502	15	180	198.27
4" x 4" x 3"	600833	15	270	152.52
6" x 6" x 4"	600510	4	72	586.44


DIMENSION	ITEM	CTN	SKID	LIST PRICE
<b>DOUBLE 45° WYE</b> (All Hub)				
1 1/2"	600528	30	960	61.08
2"	600536	20	640	98.27
3"	600544	15	180	177.70
4"	600551	5	90	502.92
2" x 2" x 1 1/2" x 1 1/2"	600569	25	1,050	83.87
3" x 3" x 1 1/2" x 1 1/2"	600577	10	420	148.02
3" x 3" x 2" x 2"	600585	15	270	150.23


DIMENSION	ITEM	CTN	SKID	LIST PRICE
<b>90° ELBOW</b> (Hub x Hub)				
ASTM DENOTES LONGER RADIUS				
1 1/4"	600593	75	5,400	26.63
1 1/2"	600601	125	4,000	11.71
1 1/2" (ASTM)	600619	110	3,520	15.14
2"	600627	50	2,400	18.65
 2" (ASTM)	600635	50	1,600	20.75
3"	600643	20	640	50.32
3" (ASTM)	600650	20	640	51.54
4 x 3" (Closet Bend)	600668	20	360	147.87
4" (ASTM)	600676	12	216	106.92
6	600684	4	72	535.31


<b>90° VENT ELBOW</b> (Hub x Hub)				
11/2"	604074	60	4,320	21.25
 2	604082	25	1,800	20.77
3	604090	30	1,080	60.77


<b>90° LONG ELBOW</b> (Hub x Hub)				
ASTM DENOTES LONGER RADIUS				
 1 1/2" ASTM	600700	50	2,400	33.41
2" ASTM	604116	45	1,440	58.24


<b>90° ELBOW STREET</b> (Spigot x Hub)				
ASTM DENOTES LONGER RADIUS				
1 1/4"	600718	75	5,400	29.15
1 1/2"	600726	125	4,000	12.24
 1 1/2" (ASTM)	600734	45	3,240	14.55
2"	600742	50	2,400	31.16
3"	600759	20	640	56.16
3" (ASTM)	604215	20	640	66.63
4" (ASTM)	600767	20	480	177.18


<b>60° ELBOW</b> (Hub x Hub)				
1 1/2"	600841	75	3,600	27.00
 2"	600858	40	1,920	36.18
3"	600866	20	640	81.10
4"	600874	10	320	156.97


DIMENSION	ITEM	CTN	SKID	LIST PRICE
<b>45° ELBOW</b> (Hub x Hub)				
ASTM DENOTES LONGER RADIUS				
1 1/4" (ASTM)	600882	100	6,000	18.80
1 1/2"	600890	125	6,000	9.48
1 1/2" (ASTM)	600908	125	4,000	16.01
 2"	600916	50	3,600	16.03
2" (ASTM)	600924	45	2,160	30.00
3"	600932	25	800	42.23
4"	600304	25	450	82.59
4" (ASTM)	600940	15	270	122.88
6"	600957	8	144	537.98


<b>45° ELBOW STREET</b> (Spigot x Hub)				
ASTM DENOTES LONGER RADIUS				
1 1/4" (ASTM)	600965	100	6,000	18.80
1 1/2"	600973	125	6,000	9.60
1 1/2" (ASTM)	600981	50	3,600	13.88
 2"	600999	50	3,600	19.14
3"	601005	25	800	44.93
4"	601435	25	450	123.78
4" (ASTM)	601013	25	450	149.57
6"	603035	8	144	619.52


<b>22 1/2° ELBOW</b> (Hub x Hub)				
1 1/4"	601039	100	7,200	23.37
1 1/2"	601047	75	5,400	14.55
 2"	601054	50	3,600	27.15
3"	601062	25	800	59.82
4"	601070	15	480	111.31
6"	601088	8	144	669.13


<b>22 1/2° ELBOW STREET</b> (Spigot x Hub)				
1 1/2"	601096	90	6,480	16.13
 3"	601104	30	960	63.59


<b>COUPLING</b> (Hub x Hub)				
1 1/4"	601112	125	9,000	15.29
1 1/2"	601120	125	9,000	6.74
 2"	601138	100	4,800	10.40
3"	601146	45	1,440	24.14
4"	601153	25	800	43.70
6"	601161	12	216	278.07


DIMENSION	ITEM	CTN	SKID	LIST PRICE
<b>REDUCING COUPLING</b> (Hub x Hub)				
1- 1/2" x 1 1/4"	601179	125	9,000	21.46
2" x 1 1/2"	601195	75	5,400	18.56
 3" x 1 1/2"	601203	35	2,520	44.58
3" x 2"	601211	35	2,520	41.76
4" x 1 1/2"	601229	20	960	67.56
4" x 2"	601245	20	960	67.56
4" x 3"	601252	30	960	58.75


DIMENSION	ITEM	CTN	SKID	LIST PRICE
<b>MALE ADAPTER</b> (Hub x MPT)				
1 1/4"	601260	125	12,000	16.47
1 1/2" x 1 1/4"	601278	90	5,400	13.63
 1 1/2"	601286	125	7,500	11.01
2"	601294	80	5,760	24.88
3"	601302	30	2,160	42.86
4"	601310	20	960	126.14


DIMENSION	ITEM	CTN	SKID	LIST PRICE
<b>MALE (FITTING) ADAPTER</b> (Spigot x MPT)				
1 1/4"	601328	50	10,200	24.42
 1 1/2"	601344	100	9,600	10.51
2"	601351	60	5,760	39.76
3"	601369	20	1,440	60.77



DIMENSION	ITEM	CTN	SKID	LIST PRICE
<b>FEMALE ADAPTER</b> (Hub x FPT)				
1 1/4"	601377	125	9,000	18.80
1 1/2"	601385	100	7,200	12.54
 2"	601393	75	5,400	24.47
3"	601401	30	1,440	44.46
4"	601419	25	800	104.90
6"	601427	15	270	429.91


DIMENSION	ITEM	CTN	SKID	LIST PRICE
<b>FEMALE ADAPTER</b> With Plug & Gasket (Hub x Plug)				
1 1/4" No Gasket	602896	100	6,000	42.18
1 1/2"	602904	75	4,500	31.16
 2"	602912	50	3,000	45.84
3"	602920	30	900	81.57
4"	602938	20	640	176.55
6"	602946	6	192	719.67

DIMENSION	ITEM	CTN	SKID	LIST PRICE
<b>FITTING CLEANOUT ADAPTER</b> (Spigot x FPT)				
1 1/4"	601443	100	20,400	17.63
1 1/2"	601450	100	7,200	15.27
 2"	601468	60	4,320	29.81
3"	601476	35	1,680	46.55
4"	601484	25	1,050	79.92
6"	601492	15	270	368.27


DIMENSION	ITEM	CTN	SKID	LIST PRICE
<b>FITTING CLEANOUT ADAPTER</b> With Plug & Gasket (Spigot x Plug)				
1 1/4" No Gasket	602953	50	4,800	37.02
1-1/2"	602961	90	6,480	29.13
 2"	602979	50	3,600	45.62
3"	602987	30	1,440	69.08
4"	602995	25	800	145.53
6"	603001	15	270	566.30

DIMENSION	ITEM	CTN	SKID	LIST PRICE
<b>FITTING CLEANOUT ADAPTER WITH CAP</b> (Spigot x Cap) (Washer included)				
1 1/2"	601518	50	10,200	24.79
 2"	601526	25	5,100	43.14
3"	601534	10	2,040	86.40

DIMENSION	ITEM	CTN	SKID	LIST PRICE
<b>BUSHING</b> (Spigot x Hub)				
1 1/2" x 1 1/4"	601542	150	10,800	12.77
2" x 1 1/4"	601559	150	4,800	19.45
2" x 1 1/2"	601567	150	10,800	8.51
 3" x 1 1/2"	601575	35	2,520	41.19
3" x 2"	601583	60	2,880	29.70
4" x 1 1/2"	601591	10	1,320	66.19
4" x 2"	601609	20	1,440	63.86
4" x 3"	605543	35	1,680	57.47
6" x 4"	601625	24	432	319.31
 4" x 3"	601617	35	1,050	56.81

DIMENSION	ITEM	CTN	SKID	LIST PRICE
<b>BUSHING</b> (Spigot x FPT) (For Dishwasher)				
1 1/2" x 1/2"	601633	40	11,520	18.69
 1 1/2" x 3/4"	601641	30	8,640	29.03

DIMENSION	ITEM	CTN	SKID	LIST PRICE
<b>BUSHING</b> (Spigot x FPT)				
1 1/2" x 1 1/4"	601658	100	20,400	23.16
 2" x 1 1/2"	601666	125	9,000	34.22

DIMENSION	ITEM	CTN	SKID	LIST PRICE
<b>DISHWASHER WYE</b> (Hub x Hub x Hose Barb) (Snap-in plug is molded on fitting for use during rough-in)				
 1 1/2" x 1 1/2" x 1/2"	600809	40	5,280	36.62

DIMENSION	ITEM	CTN	SKID	LIST PRICE
-----------	------	-----	------	------------

### SEWER PIPE ADAPTER


(Sewer Hub x DWV Hub)

	4" x 3"	601674	40	1,280	79.92
--	---------	--------	----	-------	-------

### CAST IRON HUB ADAPTER


(Soil Pipe Ferrule x DWV Hub)

Adapts to Cast Iron Hub


	2"	601690	30	1,800	51.25
	4" x 3"	601716	10	960	103.21
	4"	601724	15	480	151.97

### CAST IRON NO-HUB ADAPTER

No Hub Spigot (Adapts to No-Hub Elastomeric Coupling)

	2"	601740	50	3,600	61.10
	3"	601757	30	2,160	69.46
	4" x 3"	601773	15	1080	106.42
	4"	601781	15	720	106.42

### DRAIN GRATE (Spigot)

	3"	603068	50	3,000	47.79
	4"	603076	25	1,500	58.15


### SEWER ADAPTER BUSHING

(DWV Spigot x Sewer Hub)

	3"	601856	50	3,600	24.55
	4"	601864	50	1,600	27.62

### COPPER PIPE ADAPTER

(Hub x Slip Joint)

	1 1/4"	601872	20	2,880	45.87
	1 1/2" x 1 1/4"	601880	50	6,600	42.51
	1 1/2"	601898	50	6,000	34.73
	2"	601906	25	5,100	71.35

### GALVANISED PIPE ADAPTER

(Hub x Slip Joint)


	1 1/2"	601914	50	5,400	44.10
--	--------	--------	----	-------	-------

DIMENSION	ITEM	CTN	SKID	LIST PRICE
-----------	------	-----	------	------------

### PIPE TRAP ADAPTER FEMALE

(Hub x Slip Joint)


\* SELF SEALING NUT- WASHER NOT REQUIRED

	1 1/4"	* 601922	125	9,000	30.44
	1 1/2" x 1 1/4"	* 601930	100	7,200	19.48
	1 1/2"	* 601948	100	7,200	18.80
	1 1/2"	603183	100	7,200	18.80
	2 x 1 1/2" DWV	601955	60	4,320	43.42
	1 1/2" x 1 1/2" or 1 1/4"	601963	100	7,200	26.81

### FITTING TRAP ADAPTER

(Spigot x Slip Joint)

\* SELF SEALING NUT- WASHER NOT REQUIRED


	1 1/2" (Short)	610147	50	10,200	20.89
	1 1/4"	* 601971	100	7,200	29.15
	1 1/2" x 1 1/4"	* 601989	100	7,200	21.87
	1 1/2" (Long)	* 601997	100	6,600	20.79
	2 x 1 1/2" DWV	602003	60	4,320	48.71
	1 1/2" x 1 1/2" or 1 1/4"	602011	80	5,760	27.00
	1 1/2" (7" Long)	* 602029	35	2,100	71.79

### SWIVEL TRAY PLUG (STRAINER) ADAPTER

(Hub x FPT) Washer Included


	1 1/2"	602086	100	7,200	42.68
---	--------	--------	-----	-------	-------

### UNION (Hub x Hub)

	1 1/2"	602110	25	3,000	54.38
	2"	602128	15	3,060	97.65

### CLOSET FLANGE

One-piece plastic (Hub)

	4" x 3"	602193	25	800	60.65
	4"	602201	25	800	73.38

### CLOSET FLANGE

One-piece plastic (Hub) Molded in Test Cap

	4" x 3"	602219	25	800	66.84
---	---------	--------	----	-----	-------



DIMENSION	ITEM	CTN	SKID	LIST PRICE
-----------	------	-----	------	------------

### CLOSET FLANGE

One-piece plastic (Spigot)



4" x 3"

602227

25

800

73.82

### CLOSET FLANGE

One-piece plastic (FPT)



4" x 3"

602235

40

720

106.42

### CLOSET FLANGE SPACER RING



4"

602243

25

1,800

33.29

### CLOSET FLANGE ADJUSTABLE

(Hub)

WITH "SNAP-ON" RING



4" x 3"

602250

25

800

95.86

### CLOSET FLANGE ADJUSTABLE

(Hub) (Molded in Test Cap)

WITH "SNAP-ON" RING



4" x 3"

602268

25

800

98.91

### CLOSET FLANGE ADJUSTABLE

(Spigot)

WITH "SNAP-ON" RING



4" x 3"

602276

25

800

113.77

### CLOSET FLANGE ADJUSTABLE

(Fits inside 3" pipe) Non-CSA



4" x 3"

603159

25

800

116.51

### CLOSET FLANGE - OFFSET ADJUSTABLE

(Hub)

WITH "SNAP-ON" RING



4" x 3"

602292

15

480

203.65

DIMENSION	ITEM	CTN	SKID	LIST PRICE
-----------	------	-----	------	------------

### FLUSH FIT CLOSET FLANGE ADJUSTABLE

(Molded in Test Cap)

WITH "SNAP-ON" RING

(Fits over 3" DWV Pipe or inside 4" DWV Pipe)



4" x 3"

603027

25

800

65.36

### FLUSH FIT CLOSET FLANGE ADJUSTABLE

(Fits over 3" DWV Pipe or inside 4" DWV Pipe)

WITH "SNAP-ON" RING



4" x 3"

603019

25

800

65.82

### P-TRAP

(Solvent-Cement Joint) (Hub x Hub)

1 1/2"

602326

40

1,280

34.20



2"

602334

20

640

81.30

3"

602342

10

180

191.85

4"

602359

6

108

376.88

### P-TRAP

(Solvent-Cement Joint with Cleanout) (Hub x Hub)

\* CAP WASHER NOT REQUIRED



1 1/4"

602367

20

1,440

122.79

1 1/2" (CAP)

\* 602375

40

1,280

41.16

2" (CAP)

\* 602383

20

640

146.84

### P-TRAP ADJUSTABLE

(With Union) (Hub x Hub)

1 1/4"

602391

40

1,920

72.81



1 1/2"

602409

40

1,280

44.19

2"

602417

20

640

111.10

### P-TRAP ADJUSTABLE

(With Cleanout) (Hub x Hub)

\*CAP WASHER NOT REQUIRED

1 1/4"

602425

20

1,440

127.99



1 1/2"

\* 602433

35

1,120

45.04

2"

\* 602441

15

480

151.98

### SIPHON "S"

(With Cleanout) (Hub x Hub)

\*CAP WASHER NOT REQUIRED



1 1/4"

602474

10

1,800

119.26

1 1/2" (CAP)

\* 602482

20

960

74.81

DIMENSION	ITEM	CTN	SKID	LIST PRICE
-----------	------	-----	------	------------

### P-TRAP CLEAN OUT CAP



For 1-1/2" & 2"      602078   100   40,800   25.64

### CAPS (Socket Cap - SCH 40 ABS) (Hub)

1 1/4"      602532   120   24,480   22.67

1 1/2"      602540   90   12,960   21.00



2"      602557   110   7,920   36.04

3"      602565   30   2,160   62.66

4"      602573   25   1,200   67.85

### TEST CAP (Soft Polyethylene-Blue)

1 1/4"      602581   125   25,500   12.46

1 1/2"      602599   75   10,800   7.92



2"      602607   40   7,200   14.70

3"      602615   35   2,520   19.30

4"      602623   25   1,800   27.01

### SLIP JOINT NUT & WASHER



1 1/4"      602037   250   18,000   12.86

1 1/2"      602045   250   12,000   11.77

### THREADED CAP

(Washer Included)

1 1/4"      602664   50   20,400   24.26



1 1/2"      602672   100   20,400   27.73

2"      602680   45   18,360   31.16

3"      602698   25   5,100   53.33

DIMENSION	ITEM	CTN	SKID	LIST PRICE
-----------	------	-----	------	------------

### THREADED PLUG WITH GASKET

(MPT x Square Head)

1 1/4" No Gasket      602706   100   28,800   20.31

1 1/2"      602714   100   20,400   14.19



2"      602722   150   10,800   18.23

3"      602730   25   5,100   25.62

4"      602748   35   2,520   52.21

6"      602755   20   960   220.75

### DRUM TRAP (Hub x Hub)



1 1/2"      602797   15   900   250.43

### EXPANSION JOINT

(Hub x Spigot) Type 1 (3 inch travel) Vertical Use Only

1-1/2"      602136   10   300   159.45



2"      602144   25   1,650   230.31

3"      602151   15   720   282.89

### EXPANSION JOINT

(Hub x Hub) Type 1 (3 inch travel) Vertical Use Only

1 1/2"      602169   10   2,040   166.20



2"      602177   30   1,440   238.18

3"      602185   6   432   308.35



# ABS DWV FITTINGS - NUMERICAL LISTING

ITEM	DESCRIPTION	PAGE	ITEM	DESCRIPTION	PAGE	ITEM	DESCRIPTION	PAGE
600007	SAN TEE 11/4	3	600510	Y 6X6X4	3	600999	45 ELBOW SPIG 2	4
600015	SAN TEE 11/2	3	600528	DB Y 11/2	3	601005	45 ELBOW SPIG 3	4
600023	SAN TEE 2	3	600536	DB Y 2	3	601013	45 ELBOW LONG SPIG 4	4
600031	SAN TEE 3	3	600544	DB Y 3	3	601039	221/2 ELBOW 11/4	4
600049	SAN TEE 4	3	600551	DB Y 4	3	601047	221/2 ELBOW 11/2	4
600064	SAN TEE 11/2X11/4X11/2	3	600569	DB Y 2X2X11/2X11/2	3	601054	221/2 ELBOW 2	4
600072	SAN TEE 11/2X11/2X11/4	3	600577	DB Y 3X3X11/2X11/2	3	601062	221/2 ELBOW 3	4
600080	SAN TEE 2X11/2X11/2	3	600585	DB Y 3X3X2X2	3	601070	221/2 ELBOW 4	4
600098	SAN TEE 2X11/2X2	3	600593	90 ELBOW 11/4	4	601088	221/2 ELBOW 6	4
600114	SAN TEE 2X2X11/2	3	600601	90 ELBOW 11/2	4	601096	221/2 ELBOW SPIG 11/2	4
600130	SAN TEE 3X3X11/2	3	600619	90 ELBOW LONG 11/2	4	601104	221/2 ELBOW SPIG 3	4
600148	SAN TEE 3X3X2	3	600627	90 ELBOW 2	4	601112	COUPLING 11/4	4
600155	SAN TEE 4X4X2	3	600635	90 ELBOW LONG 2	4	601120	COUPLING 11/2	4
600163	SAN TEE 4X4X3	3	600643	90 ELBOW 3	4	601138	COUPLING 2	4
600171	SAN TEE LSI 3 (11/2)	3	600650	90 ELBOW LONG 3	4	601146	COUPLING 3	4
600189	SAN TEE LSI 3 (2)	3	600668	90 ELBOW 4X3	4	601153	COUPLING 4	4
600197	SAN TEE RSI 3 (11/2)	3	600676	90 ELBOW 4	4	601161	COUPLING 6	4
600205	SAN TEE RSI 3 (2)	3	600684	90 ELBOW 6	4	601179	COUPLING 11/2X11/4	5
600213	CO TEE 11/2	3	600700	90 ELBOW EXTRA LONG 11/2	4	601195	COUPLING 2X11/2	5
600221	CO TEE 2	3	600718	90 ELBOW SPIG 11/4	4	601203	COUPLING 3X11/2	5
600239	CO TEE 3	3	600726	90 ELBOW SPIG 11/2	4	601211	COUPLING 3X2	5
600270	CO TEE W/PLUG 4	3	600734	90 ELBOW SPIG LONG 11/2	4	601229	COUPLING 4X11/2	5
600288	CO TEE W/PLUG 4X3X4	3	600742	90 ELBOW SPIG 2	4	601245	COUPLING 4X2	5
600304	45 ELBOW SHORT 4	4	600759	90 ELBOW SPIG 3	4	601252	COUPLING 4X3	5
600312	DB SAN TEE 11/2	3	600767	90 ELBOW SPIG 4	4	601260	MALE ADPT H-MPT 11/4	5
600320	DB SAN TEE 2	3	600791	Y 4	3	601278	MALE ADPT H-MPT 11/2X11/4	5
600338	DB SAN TEE 3	3	600809	DISHWASHER Y 11/2X1/2	5	601286	MALE ADPT H-MPT 11/2	5
600346	DB SAN TEE 4	3	600817	Y 4 x 4 x 2	3	601294	MALE ADPT H-MPT 2	5
600353	DB SAN TEE 2X2X11/2X11/2	3	600833	Y 4 x 4 x 3	3	601302	MALE ADPT H-MPT 3	5
600361	DB SAN TEE 3X3X11/2X11/2	3	600841	60 ELBOW 11/2	4	601310	MALE ADPT H-MPT 4	5
600379	DB SAN TEE 3X3X2X2	3	600858	60 ELBOW 2	4	601328	MALE ADPT S-MPT 11/4	5
600387	Y 11/4	3	600866	60 ELBOW 3	4	601344	MALE ADPT S-MPT 11/2	5
600395	Y 11/2	3	600874	60 ELBOW 4	4	601351	MALE ADPT S-MPT 2	5
600403	Y 2	3	600882	45 ELBOW 11/4	4	601369	MALE ADPT S-MPT 3	5
600411	Y 3	3	600890	45 ELBOW 11/2	4	601377	FEMALE ADPT H-FPT 11/4	5
600429	Y 4 - ASTM	3	600908	45 ELBOW LONG 11/2	4	601385	FEMALE ADPT H-FPT 11/2	5
600437	Y 6	3	600916	45 ELBOW 2	4	601393	FEMALE ADPT H-FPT 2	5
600445	Y 11/2X11/2X11/4	3	600924	45 ELBOW LONG 2	4	601401	FEMALE ADPT H-FPT 3	5
600452	Y 2X11/2X11/2	3	600932	45 ELBOW 3	4	601419	FEMALE ADPT H-FPT 4	5
600460	Y 2X2X11/2	3	600940	45 ELBOW LONG 4	4	601427	FEMALE ADPT H-FPT 6	5
600478	Y 3X3X11/2	3	600957	45 ELBOW 6	4	601435	45 ELBOW SPIG 4	4
600486	Y 3X3X2	3	600965	45 ELBOW SPIG 11/4	4	601443	CLEANOUT ADPT 11/4	5
600494	Y 4X4X2 - ASTM	3	600973	45 ELBOW SPIG 11/2	4	601450	CLEANOUT ADPT 11/2	5
600502	Y 4X4X3 - ASTM	3	600981	45 ELBOW SPIG LONG 11/2	4	601468	CLEANOUT ADPT 2	5

# ABS DWV FITTINGS - NUMERICAL LISTING

ITEM	DESCRIPTION	PAGE	ITEM	DESCRIPTION	PAGE	ITEM	DESCRIPTION	PAGE
601476	CLEANOUT ADPT 3	5	602029	TRAP ADPT SPIG 11/2x7	6	602599	POLY TEST CAP BLUE 11/2	8
601484	CLEANOUT ADPT 4	5	602037	NUT AND RING 11/4	8	602607	POLY TEST CAP BLUE 2	8
601492	CLEANOUT ADPT 6	5	602045	NUT AND RING 11/2	8	602615	POLY TEST CAP BLUE 3	8
601518	CLEANOUT ADPT W/CAP 11/2	5	602078	CAP FOR 11/2 & 2" P-TRAP	8	602623	POLY TEST CAP BLUE 4	8
601526	CLEANOUT ADPT W/CAP 2	5	602086	STRAINER ADPT 11/2	6	602664	THREADED CAP FPT 11/4	8
601534	CLEANOUT ADPT W/CAP 3	5	602110	UNION 11/2	6	602672	THREADED CAP FPT 11/2	8
601542	FLUSH BUSHING S-H 11/2X11/4	5	602128	UNION 2	6	602680	THREADED CAP FPT 2	8
601559	FLUSH BUSHING S-H 2X11/4	5	602136	EXPANSION JOINT SPIG 1-1/2	8	602698	THREADED CAP FPT 3	8
601567	FLUSH BUSHING S-H 2X11/2	5	602144	EXPANSION JOINT SPIG 2	8	602706	MPT PLUG 11/4	8
601575	FLUSH BUSHING S-H 3X11/2	5	602151	EXPANSION JOINT SPIG 3	8	602714	MPT PLUG 11/2	8
601583	FLUSH BUSHING S-H 3X2	5	602169	EXPANSION JOINT HUB 11/2	8	602722	MPT PLUG 2	8
601591	FLUSH BUSHING S-H 4X11/2	5	602177	EXPANSION JOINT HUB 2	8	602730	MPT PLUG 3	8
601609	FLUSH BUSHING S-H 4X2	5	602185	EXPANSION JOINT HUB 3	8	602748	MPT PLUG 4	8
601617	BUSHING S-H 4X3	5	602193	TOILET FLANGE 4x3	6	602755	MPT PLUG 6	8
601625	FLUSH BUSHING S-H 6X4	5	602201	TOILET FLANGE 4	6	602797	DRUM TRAP 11/2	8
601633	BUSHING S-FPT 11/2X1/2	5	602219	TOILET FLANGE W/CAP 4x3	6	602854	CO TEE W/PLUG 11/2	3
601641	BUSHING S-FPT 11/2X3/4	5	602227	TOILET FLANGE SPIG 4x3	7	602862	CO TEE W/PLUG 2	3
601658	BUSHING S-FPT 11/2X11/4	5	602235	TOILET FLANGE FPT 4x3	7	602870	CO TEE W/PLUG 3	3
601666	BUSHING S-FPT 2X11/2	5	602243	SOLID FLANGE RING ONLY 4	7	602896	FEMALE ADPT W/PLUG 11/4	5
601674	SEWER H-ABS H ADPT 4X3	6	602250	TOILET FLANGE ADJ 4x3	7	602904	FEMALE ADPT W/PLUG 11/2	5
601690	CAST IRON ADPT 2	6	602268	TOILET FLANGE ADJ CAP 4x3	7	602912	FEMALE ADPT W/PLUG 2	5
601716	CAST IRON ADPT 4x3	6	602276	TOILET FLANGE ADJ MALE 4x3	7	602920	FEMALE ADPT W/PLUG 3	5
601724	CAST IRON ADPT 4	6	602292	TOILET FLANGE OFFSET 4x3	7	602938	FEMALE ADPT W/PLUG 4	5
601740	MJ CAST IRON ADPT 2	6	602326	P-TRAP 11/2	7	602946	FEMALE ADPT W/PLUG 6	5
601757	MJ CAST IRON ADPT 3	6	602334	P-TRAP 2	7	602953	CLEANOUT ADPT W/PLUG 11/4	5
601773	MJ CAST IRON ADPT 4x3	6	602342	P-TRAP 3	7	602961	CLEANOUT ADPT W/PLUG 11/2	5
601781	MJ CAST IRON ADPT 4	6	602359	P-TRAP 4	7	602979	CLEANOUT ADPT W/PLUG 2	5
601856	SEWER ADPT BUSHING 3	6	602367	P-TRAP W/PLUG 11/4	7	602987	CLEANOUT ADPT W/PLUG 3	5
601864	SEWER ADPT BUSHING 4	6	602375	P-TRAP W/CAP 11/2	7	602995	CLEANOUT ADPT W/PLUG 4	5
601872	COPPER ADPT 11/4	6	602383	P-TRAP W/CAP 2	7	603001	CLEANOUT ADPT W/PLUG 6	5
601880	COPPER ADPT 11/2x11/4	6	602391	P-TRAP ADJ 11/4	7	603019	FLUSH FIT CLOSET FLANGE	7
601898	COPPER ADPT 11/2	6	602409	P-TRAP ADJ 11/2	7	603027	FLUSH FIT CLOSET FLG W/TP	7
601906	COPPER ADPT 2	6	602417	P-TRAP ADJ 2	7	603035	45 ELBOW SPIG 6	4
601914	GALVANIZED ADPT 11/2	6	602425	P-TRAP ADJ W/PLUG 11/4	7	603068	DRAIN GRATE 3	6
601922	TRAP ADPT HUB 11/4	6	602433	P-TRAP ADJ W/CAP 11/2	7	603076	DRAIN GRATE 4	6
601930	TRAP ADPT HUB 11/2x11/4	6	602441	P-TRAP ADJ W/CAP 2	7	603159	TOIL FLANGE 4X3 INS 3"PIPE	7
601948	TRAP ADPT HUB 11/2	6	602474	S-TRAP W/PLUG 11/4	7	603183	TRAP ADPT HUB 11/2 WITH WASHER	6
601955	TRAP ADPT HUB 2x11/2 DWV	6	602482	S-TRAP W/CAP 11/2	7	604074	90 VENT ELBOW 11/2	4
601963	TRAP ADPT HUB 11/2 or 11/4	6	602532	CAP SCH 40 11/4	8	604082	90 VENT ELBOW 2	4
601971	TRAP ADPT SPIG 11/4	6	602540	CAP SCH 40 11/2	8	604090	90 VENT ELBOW 3	4
601989	TRAP ADPT SPIG 11/2x11/4	6	602557	CAP SCH 40 2	8	604116	90 ELBOW LONG 2	4
601997	TRAP ADPT SPIG 11/2 LONG	6	602565	CAP SCH 40 3	8	604215	90 ELBOW SPIG LONG 3	4
602003	TRAP ADPT SPIG 2x11/2 DWV	6	602573	CAP SCH 40 4	8	605543	FLUSH BUSHING S-H 4X3	5
602011	TRAP ADPT SPIG 11/2or11/4	6	602581	POLY TEST CAP BLUE 11/4	8	610147	TRAP ADPT SPIG 11/2 SHORT	6



# ABS DWV FITTINGS

## CONDITIONS OF SALES

<b>PRICES</b>	Prices are subject to change without notice. All catalogue prices shown are list. All taxes extra.
<b>TERMS</b>	Net 30 Days.
<b>FREIGHT</b>	Prepaid shipments, on orders \$ 2,500 net or more. (Does not include: ABS/DWV Pipe, )
<b>MINIMUM ORDER</b>	Orders \$ 300.00 net, minimum.
<b>RETURNS</b>	All returns must be approved in advance and require a "Returned Goods Authorization" (RGA#) issued by BOW Customer Service. Shipping instructions are provided on the Returned Goods Authorization Form. Returned goods are subject to a minimum 25% restocking charge. No returns are allowed after six (6) months from date of invoice.
<b>BACK ORDERS</b>	All backorders are shipped unless otherwise indicated on the original purchase order. Additions to backorders are not accepted.
<b>ORDER FULLFILLMENT OR BILLING ERROR</b>	Customer must notify BOW Customer Service of any error in filling or invoicing of an order within ten (10) days of receipt to preserve claim for adjustment.
<b>DAMAGED OR MISSING GOODS</b>	Customer must note on Delivery Receipt at the time of delivery any damaged or missing goods and notify BOW Customer Service.

