

BOW

ABS DWV FITTINGS



DIMENSION	ITEM	CTN	SKID	LIST PRICE
SANITARY TEE (Hub x Hub x Hub)				
1 1/4"	600007	50	3,600	35.01
1 1/2"	600015	90	2,880	18.80
2"	600023	45	1,440	40.73
3"	600031	20	360	77.91
4"	600049	12	216	186.18

DIMENSION	ITEM	CTN	SKID	LIST PRICE
REDUCING TEE (Hub x Hub x Hub)				
1 1/2" x 1 1/4" x 1 1/2"	600064	40	1,920	62.28
2" x 1 1/2" x 1 1/2"	600080	35	1,680	29.48
2" x 1 1/2" x 2"	600098	25	1,200	54.12
2" x 2" x 1 1/2"	600114	50	1,600	29.33
3" x 3" x 1 1/2"	600130	25	800	54.12
3" x 3" x 2"	600148	20	640	62.96
4" x 4" x 2"	600155	20	360	161.83
4" x 4" x 3"	600163	15	360	193.58

DIMENSION	ITEM	CTN	SKID	LIST PRICE
TEE - Left Side Inlet (All Hub)				
3" x (1 1/2") SI	600171	10	320	167.90
3" x (2) SI	600189	10	320	167.90

DIMENSION	ITEM	CTN	SKID	LIST PRICE
TEE - Right Side Inlet (All Hub)				
3" x (1 1/2") SI	600197	10	300	167.90
3" x (2") SI	600205	10	320	167.90

DIMENSION	ITEM	CTN	SKID	LIST PRICE
CLEANOUT TEE (Hub x Hub x FPT)				
1 1/2"	600213	35	2,520	44.07
2"	600221	20	1,440	64.34
3"	600239	25	450	116.68

DIMENSION	ITEM	CTN	SKID	LIST PRICE
CLEANOUT TEE (With Plug & Gasket)				
1 1/2"	602854	50	3,000	50.14
2"	602862	45	1,440	80.59
3"	602870	15	480	132.31
4"	600270	15	270	292.28
4" x 3" x 4"	600288	15	270	233.90

DIMENSION	ITEM	CTN	SKID	LIST PRICE
DOUBLE SANITARY TEE (All Hub)				
1 1/2"	600312	15	1,440	57.92
2"	600320	10	720	87.31
3"	600338	5	240	138.51
4"	600346	8	144	546.07
2" x 2" x 1 1/2" x 1 1/2"	600353	20	960	99.43
3" x 3" x 1 1/2" x 1 1/2"	600361	15	480	121.13
3" x 3" x 2" x 2"	600379	15	480	126.34

DIMENSION	ITEM	CTN	SKID	LIST PRICE
45° WYE (Hub x Hub x Hub)				
ASTM DENOTES LONGER RADIUS				
1 1/4"	600387	50	3,600	51.72
1 1/2"	600395	70	2,240	23.06
2"	600403	40	1,280	43.57
3"	600411	20	360	86.80
4" ASTM	600429	12	144	243.08
4"	600791	12	216	186.94
6"	600437	2	36	848.47
1 1/2" x 1 1/2" x 1 1/4"	600445	30	2,160	32.87
2" x 1 1/2" x 1 1/2"	600452	25	1,800	50.77
2" x 2" x 1 1/2"	600460	30	1,440	41.07
3" x 3" x 1 1/2"	600478	20	640	61.34
3" x 3" x 2"	600486	20	640	68.02
4" x 4" x 2" ASTM	600494	20	240	175.54
4" x 4" x 2"	600817	20	360	135.01
4" x 4" x 3" ASTM	600502	15	180	220.30
4" x 4" x 3"	600833	15	270	169.47
6" x 6" x 4"	600510	4	72	651.60

DIMENSION	ITEM	CTN	SKID	LIST PRICE
45° WYE (Spigot x Hub x Hub)				
3"	604256	25	300	95.49
3" X 3" X 1 1/2"	603167	20	720	98.57
3" X 3" X 2"	603175	20	360	103.50

DIMENSION	ITEM	CTN	SKID	LIST PRICE
DOUBLE 45° WYE (All Hub)				
1 1/2"	600528	30	960	67.87
2"	600536	20	640	109.19
3"	600544	15	180	197.44
4"	600551	5	90	558.80
2" x 2" x 1 1/2" x 1 1/2"	600569	25	1,050	93.19
3" x 3" x 1 1/2" x 1 1/2"	600577	10	420	164.47
3" x 3" x 2" x 2"	600585	15	270	166.92

DIMENSION	ITEM	CTN	SKID	LIST PRICE
90° ELBOW (Hub x Hub)				
ASTM DENOTES LONGER RADIUS				
1 1/4"	600593	75	5,400	29.59
1 1/2"	600601	125	4,000	13.01
1 1/2" (ASTM)	600619	110	3,520	16.82
2"	600627	50	2,400	20.72
2" (ASTM)	600635	50	1,600	23.06
3"	600643	20	640	55.91
3" (ASTM)	600650	20	640	57.27
4 x 3" (Closet Bend)	600668	20	360	164.30
4" (ASTM)	600676	12	216	118.80
6	600684	4	72	594.79

90° VENT ELBOW (Hub x Hub)				
1 1/2"	604074	60	4,320	23.61
2	604082	25	1,800	23.08
3	604090	30	1,080	67.52

90° LONG ELBOW (Hub x Hub)				
ASTM DENOTES LONGER RADIUS				
1 1/2" ASTM	600700	50	2,400	37.12
2" ASTM	604116	45	1,440	64.71

90° ELBOW STREET (Spigot x Hub)				
ASTM DENOTES LONGER RADIUS				
1 1/4"	600718	75	5,400	32.39
1 1/2"	600726	125	4,000	13.60
1 1/2" (ASTM)	600734	45	3,240	16.17
2"	600742	50	2,400	34.62
3"	600759	20	640	62.40
3" (ASTM)	604215	20	640	74.03
4" (ASTM)	600767	20	480	196.87

60° ELBOW (Hub x Hub)				
1 1/2"	600841	75	3,600	30.00
2"	600858	40	1,920	40.20
3"	600866	20	640	90.11
4"	600874	10	320	174.41


DIMENSION	ITEM	CTN	SKID	LIST PRICE
45° ELBOW (Hub x Hub)				
ASTM DENOTES LONGER RADIUS				
1 1/4" (ASTM)	600882	100	4,800	20.89
1 1/2"	600890	125	6,000	10.53
1 1/2" (ASTM)	600908	125	4,000	17.79
2"	600916	50	3,600	17.81
2" (ASTM)	600924	45	2,160	33.33
3"	600932	25	800	46.92
4"	600304	25	450	91.77
4" (ASTM)	600940	15	270	136.53
6"	600957	8	144	597.76


45° ELBOW STREET (Spigot x Hub)				
ASTM DENOTES LONGER RADIUS				
1 1/4" (ASTM)	600965	100	6,000	20.89
1 1/2"	600973	125	6,000	10.67
1 1/2" (ASTM)	600981	50	3,600	15.42
2"	600999	50	3,600	21.27
3"	601005	25	800	49.92
4"	601435	25	450	137.53
4" (ASTM)	601013	25	450	166.19
6"	603035	8	144	688.36


22 1/2° ELBOW (Hub x Hub)				
1 1/4"	601039	100	7,200	25.97
1 1/2"	601047	75	5,400	16.17
2"	601054	50	3,600	30.17
3"	601062	25	800	66.47
4"	601070	15	480	123.68
6"	601088	8	144	743.48


22 1/2° ELBOW STREET (Spigot x Hub)				
1 1/2"	601096	90	6,480	17.92
3"	601104	30	960	70.66


COUPLING (Hub x Hub)				
1 1/4"	601112	125	9,000	16.99
1 1/2"	601120	125	9,000	7.49
2"	601138	100	4,800	11.56
3"	601146	45	1,440	26.82
4"	601153	25	800	48.56
6"	601161	12	216	308.97


DIMENSION	ITEM	CTN	SKID	LIST PRICE
REDUCING COUPLING (Hub x Hub)				
1- 1/2" x 1 1/4"	601179	125	9,000	23.84
2" x 1 1/2"	601195	75	5,400	20.62
 3" x 1 1/2"	601203	35	2,520	49.53
3" x 2"	601211	35	2,520	46.40
4" x 1 1/2"	601229	20	960	75.07
4" x 2"	601245	20	960	75.07
4" x 3"	601252	30	960	65.28


DIMENSION	ITEM	CTN	SKID	LIST PRICE
MALE ADAPTER (Hub x MPT)				
1 1/4"	601260	125	12,000	18.30
1 1/2" x 1 1/4"	601278	90	5,400	15.14
 1 1/2"	601286	125	9,000	12.23
2"	601294	80	5,760	27.64
3"	601302	30	2,160	47.62
4"	601310	20	960	140.16


DIMENSION	ITEM	CTN	SKID	LIST PRICE
MALE (FITTING) ADAPTER (Spigot x MPT)				
1 1/4"	601328	50	10,200	27.13
1 1/2"	601344	100	9,600	11.68
 2"	601351	60	5,760	44.18
3"	601369	20	1,440	67.52



DIMENSION	ITEM	CTN	SKID	LIST PRICE
FEMALE ADAPTER (Hub x FPT)				
1 1/4"	601377	125	9,000	20.89
1 1/2"	601385	100	7,200	13.93
 2"	601393	75	5,400	27.19
3"	601401	30	1,440	49.40
4"	601419	25	800	116.56
6"	601427	15	270	477.68

DIMENSION	ITEM	CTN	SKID	LIST PRICE
FEMALE ADAPTER With Plug & Gasket (Hub x Plug)				
1 1/4" No Gasket	602896	100	6,000	46.87
1 1/2"	602904	75	4,500	34.62
 2"	602912	50	3,000	50.93
3"	602920	30	900	90.63
4"	602938	20	640	196.17
6"	602946	6	192	799.63


DIMENSION	ITEM	CTN	SKID	LIST PRICE
FITTING CLEANOUT ADAPTER (Spigot x FPT)				
1 1/4"	601443	100	20,400	19.59
1 1/2"	601450	100	7,200	16.97
 2"	601468	60	4,320	33.12
3"	601476	35	1,680	51.72
4"	601484	25	1,050	88.80
6"	601492	15	270	409.19


DIMENSION	ITEM	CTN	SKID	LIST PRICE
FITTING CLEANOUT ADAPTER With Plug & Gasket (Spigot x Plug)				
1 1/4" No Gasket	602953	50	10,200	41.13
1-1/2"	602961	90	6,480	32.37
 2"	602979	50	3,600	50.69
3"	602987	30	1,440	76.76
4"	602995	25	800	161.70
6"	603001	15	270	629.22

DIMENSION	ITEM	CTN	SKID	LIST PRICE
FITTING CLEANOUT ADAPTER WITH CAP (Spigot x Cap) (Washer included)				
1 1/2"	601518	50	10,200	27.54
 2"	601526	25	5,100	47.93
3"	601534	10	2,040	96.00

DIMENSION	ITEM	CTN	SKID	LIST PRICE
BUSHING (Spigot x Hub)				
1 1/2" x 1 1/4"	601542	150	10,800	14.19
2" x 1 1/4"	601559	150	4,800	21.61
2" x 1 1/2"	601567	150	10,800	9.46
 3" x 1 1/2"	601575	35	2,520	45.77
3" x 2"	601583	60	2,880	33.00
4" x 1 1/2"	601591	10	1,320	73.54
4" x 2"	601609	20	1,440	70.96
4" x 3"	605543	35	1,680	63.86
6" x 4"	601625	24	432	354.79
 4" x 3"	601617	35	1,260	63.12

DIMENSION	ITEM	CTN	SKID	LIST PRICE
BUSHING (Spigot x FPT) (For Dishwasher)				
1 1/2" x 1/2"	601633	40	14,400	20.77
 1 1/2" x 3/4"	601641	30	8,640	32.26

DIMENSION	ITEM	CTN	SKID	LIST PRICE
BUSHING (Spigot x FPT)				
1 1/2" x 1 1/4"	601658	100	20,400	25.73
 2" x 1 1/2"	601666	125	9,000	38.02

DIMENSION	ITEM	CTN	SKID	LIST PRICE
DISHWASHER WYE (Hub x Hub x Hose Barb) (Snap-in plug is molded on fitting for use during rough-in)				
 1 1/2" x 1 1/2" x 1/2"	600809	40	2,880	40.69

DIMENSION	ITEM	CTN	SKID	LIST PRICE
-----------	------	-----	------	------------

SEWER PIPE ADAPTER


(Sewer Hub x DWV Hub)

	4" x 3"	601674	40	1,280	88.80
--	---------	--------	----	-------	-------

CAST IRON HUB ADAPTER


(Soil Pipe Ferrule x DWV Hub)

Adapts to Cast Iron Hub


	2"	601690	30	1,800	56.94
	4" x 3"	601716	10	960	114.68
	4"	601724	15	480	168.86

CAST IRON NO-HUB ADAPTER

No Hub Spigot (Adapts to No-Hub Elastomeric Coupling)


	2"	601740	50	3,600	67.89
	3"	601757	30	2,160	77.18
	4" x 3"	601773	15	1080	118.24
	4"	601781	15	720	118.24

DRAIN GRATE (Spigot)

	3"	603068	50	3,000	53.10
	4"	603076	25	1,500	64.61


SEWER ADAPTER BUSHING

(DWV Spigot x Sewer Hub)

	3"	601856	50	3,600	27.28
	4"	601864	50	1,600	30.69

COPPER PIPE ADAPTER

(Hub x Slip Joint)

	1 1/4"	601872	20	2,880	50.97
	1 1/2" x 1 1/4"	601880	50	6,600	47.23
	1 1/2"	601898	50	6,600	38.59
	2"	601906	25	5,100	79.28

GALVANISED PIPE ADAPTER

(Hub x Slip Joint)


	1 1/2"	601914	50	5,400	49.00
--	--------	--------	----	-------	-------

DIMENSION	ITEM	CTN	SKID	LIST PRICE
-----------	------	-----	------	------------

PIPE TRAP ADAPTER FEMALE

(Hub x Slip Joint)


* SELF SEALING NUT- WASHER NOT REQUIRED

	1 1/4"	* 601922	125	9,000	33.82
	1 1/2" x 1 1/4"	* 601930	100	7,200	21.64
	1 1/2"	* 601948	100	7,200	20.89
	1 1/2"	603183	100	7,200	20.89
	2 x 1 1/2" DWV	601955	60	4,320	48.24
	1 1/2" x 1 1/2" or 1 1/4"	601963	100	7,200	29.79

FITTING TRAP ADAPTER

(Spigot x Slip Joint)

* SELF SEALING NUT- WASHER NOT REQUIRED

	1 1/2" (Short)	610147	50	10,200	23.21
	1 1/4"	* 601971	100	7,200	32.39
	1 1/2" x 1 1/4"	* 601989	100	7,200	24.30
	1 1/2" (Long)	* 601997	100	6,600	23.10
	2 x 1 1/2" DWV	602003	60	4,320	54.12
	1 1/2" x 1 1/2" or 1 1/4"	602011	80	5,760	30.00
	1 1/2" (7" Long)	* 602029	35	2,100	79.77

SWIVEL TRAY PLUG (STRAINER) ADAPTER

(Hub x FPT) Washer Included


	1 1/2"	602086	100	7,200	47.42
---	--------	--------	-----	-------	-------

UNION (Hub x Hub)

	1 1/2"	602110	25	5,100	60.42
	2"	602128	15	3,060	108.50

CLOSET FLANGE

One-piece plastic (Hub)

	4" x 3"	602193	25	800	67.39
	4"	602201	25	800	81.53

CLOSET FLANGE

One-piece plastic (Hub) Molded in Test Cap

	4" x 3"	602219	25	800	74.27
---	---------	--------	----	-----	-------

DIMENSION	ITEM	CTN	SKID	LIST PRICE
-----------	------	-----	------	------------

CLOSET FLANGE

One-piece plastic (Spigot)



4" x 3"

602227

25

800

82.02

CLOSET FLANGE

One-piece plastic (FPT)



4" x 3"

602235

40

720

118.24

CLOSET FLANGE SPACER RING



4"

602243

25

1,800

36.99

CLOSET FLANGE ADJUSTABLE

(Hub)

WITH "SNAP-ON" RING



4" x 3"

602250

25

800

106.51

CLOSET FLANGE ADJUSTABLE

(Hub) (Molded in Test Cap)

WITH "SNAP-ON" RING



4" x 3"

602268

25

800

109.90

CLOSET FLANGE ADJUSTABLE

(Spigot)

WITH "SNAP-ON" RING



4" x 3"

602276

25

800

126.41

CLOSET FLANGE ADJUSTABLE

(Fits inside 3" pipe) Non-CSA



4" x 3"

603159

25

800

129.46

CLOSET FLANGE - OFFSET ADJUSTABLE

(Hub)

WITH "SNAP-ON" RING



4" x 3"

602292

15

480

226.28

DIMENSION	ITEM	CTN	SKID	LIST PRICE
-----------	------	-----	------	------------

FLUSH FIT CLOSET FLANGE ADJUSTABLE

(Molded in Test Cap)

WITH "SNAP-ON" RING

(Fits over 3" DWV Pipe or inside 4" DWV Pipe)



4" x 3"

603027

25

800

72.62

FLUSH FIT CLOSET FLANGE ADJUSTABLE

(Fits over 3" DWV Pipe or inside 4" DWV Pipe)

WITH "SNAP-ON" RING



4" x 3"

603019

25

800

73.13

P-TRAP

(Solvent-Cement Joint) (Hub x Hub)

1 1/2"

602326

40

1,280

38.00



2"

602334

20

640

90.33

3"

602342

10

180

213.17

4"

602359

6

108

418.76

P-TRAP

(Solvent-Cement Joint with Cleanout) (Hub x Hub)

* CAP WASHER NOT REQUIRED



1 1/4"

602367

20

1,440

136.43

1 1/2" (CAP)

* 602375

40

1,280

45.73

2" (CAP)

* 602383

20

640

163.16

P-TRAP ADJUSTABLE

(With Union) (Hub x Hub)

1 1/4"

602391

40

1,920

80.90



1 1/2"

602409

40

1,280

49.10

2"

602417

20

640

123.44

P-TRAP ADJUSTABLE

(With Cleanout) (Hub x Hub)

*CAP WASHER NOT REQUIRED

1 1/4"

602425

20

1,440

142.21



1 1/2"

* 602433

35

1,120

50.04

2"

* 602441

15

480

168.87

SIPHON "S"

(With Cleanout) (Hub x Hub)

*CAP WASHER NOT REQUIRED



1 1/4"

602474

10

2,040

132.51

1 1/2" (CAP)

* 602482

20

960

83.12

DIMENSION	ITEM	CTN	SKID	LIST PRICE
-----------	------	-----	------	------------

P-TRAP CLEAN OUT CAP



For 1-1/2" & 2" 602078 100 24,400 28.49

CAPS (Socket Cap - SCH 40 ABS) (Hub)

1 1/4" 602532 120 24,480 25.19

1 1/2" 602540 90 9,720 23.33



2" 602557 110 7,920 40.04

3" 602565 30 2,160 69.62

4" 602573 25 1,200 75.39

TEST CAP (Soft Polyethylene-Blue)

1 1/4" 602581 125 25,500 13.84

1 1/2" 602599 75 10,800 8.80



2" 602607 40 7,200 16.33

3" 602615 35 2,520 21.44

4" 602623 25 1,800 30.01

SLIP JOINT NUT & WASHER



1 1/4" 602037 250 18,000 14.29

1 1/2" 602045 250 12,000 13.08

THREADED CAP

(Washer Included)

1 1/4" 602664 50 20,400 26.96



1 1/2" 602672 100 20,400 30.81

2" 602680 45 18,360 34.62

DIMENSION	ITEM	CTN	SKID	LIST PRICE
-----------	------	-----	------	------------

THREADED PLUG WITH GASKET

(MPT x Square Head)

1 1/4" No Gasket 602706 100 28,800 22.57

1 1/2" 602714 100 20,400 15.77



2" 602722 150 10,800 20.26

3" 602730 25 5,100 28.47

4" 602748 35 2,520 58.01

6" 602755 20 960 245.28

DRUM TRAP (Hub x Hub)



1 1/2" 602797 15 900 278.26

EXPANSION JOINT

(Hub x Spigot) Type 1 (3 inch travel) Vertical Use Only

1-1/2" 602136 10 300 177.17



2" 602144 25 1,650 255.90

3" 602151 15 720 314.32

EXPANSION JOINT

(Hub x Hub) Type 1 (3 inch travel) Vertical Use Only

1 1/2" 602169 10 2,040 184.67



2" 602177 30 1,440 264.64

3" 602185 6 432 342.61

ABS DWV FITTINGS - NUMERICAL LISTING

ITEM	DESCRIPTION	PAGE	ITEM	DESCRIPTION	PAGE	ITEM	DESCRIPTION	PAGE
600007	SAN TEE 11/4	3	600536	DB Y 2	3	601013	45 ELBOW LONG SPIG 4	4
600015	SAN TEE 11/2	3	600544	DB Y 3	3	601039	221/2 ELBOW 11/4	4
600023	SAN TEE 2	3	600551	DB Y 4	3	601047	221/2 ELBOW 11/2	4
600031	SAN TEE 3	3	600569	DB Y 2X2X11/2X11/2	3	601054	221/2 ELBOW 2	4
600049	SAN TEE 4	3	600577	DB Y 3X3X11/2X11/2	3	601062	221/2 ELBOW 3	4
600064	SAN TEE 11/2X11/4X11/2	3	600585	DB Y 3X3X2X2	3	601070	221/2 ELBOW 4	4
600080	SAN TEE 2X11/2X11/2	3	600593	90 ELBOW 11/4	4	601088	221/2 ELBOW 6	4
600098	SAN TEE 2X11/2X2	3	600601	90 ELBOW 11/2	4	601096	221/2 ELBOW SPIG 11/2	4
600114	SAN TEE 2X2X11/2	3	600619	90 ELBOW LONG 11/2	4	601104	221/2 ELBOW SPIG 3	4
600130	SAN TEE 3X3X11/2	3	600627	90 ELBOW 2	4	601112	COUPLING 11/4	4
600148	SAN TEE 3X3X2	3	600635	90 ELBOW LONG 2	4	601120	COUPLING 11/2	4
600155	SAN TEE 4X4X2	3	600643	90 ELBOW 3	4	601138	COUPLING 2	4
600163	SAN TEE 4X4X3	3	600650	90 ELBOW LONG 3	4	601146	COUPLING 3	4
600171	SAN TEE LSI 3 (11/2)	3	600668	90 ELBOW 4X3	4	601153	COUPLING 4	4
600189	SAN TEE LSI 3 (2)	3	600676	90 ELBOW 4	4	601161	COUPLING 6	4
600197	SAN TEE RSI 3 (11/2)	3	600684	90 ELBOW 6	4	601179	COUPLING 11/2X11/4	5
600205	SAN TEE RSI 3 (2)	3	600700	90 ELBOW EXTRA LONG 11/2	4	601195	COUPLING 2X11/2	5
600213	CO TEE 11/2	3	600718	90 ELBOW SPIG 11/4	4	601203	COUPLING 3X11/2	5
600221	CO TEE 2	3	600726	90 ELBOW SPIG 11/2	4	601211	COUPLING 3X2	5
600239	CO TEE 3	3	600734	90 ELBOW SPIG LONG 11/2	4	601229	COUPLING 4X11/2	5
600270	CO TEE W/PLUG 4	3	600742	90 ELBOW SPIG 2	4	601245	COUPLING 4X2	5
600288	CO TEE W/PLUG 4X3X4	3	600759	90 ELBOW SPIG 3	4	601252	COUPLING 4X3	5
600304	45 ELBOW SHORT 4	4	600767	90 ELBOW SPIG 4	4	601260	MALE ADPT H-MPT 11/4	5
600312	DB SAN TEE 11/2	3	600791	Y 4	3	601278	MALE ADPT H-MPT 11/2X11/4	5
600320	DB SAN TEE 2	3	600809	DISHWASHER Y 11/2X11/2	5	601286	MALE ADPT H-MPT 11/2	5
600338	DB SAN TEE 3	3	600817	Y 4 x 4 x 2	3	601294	MALE ADPT H-MPT 2	5
600346	DB SAN TEE 4	3	600833	Y 4 x 4 x 3	3	601302	MALE ADPT H-MPT 3	5
600353	DB SAN TEE 2X2X11/2X11/2	3	600841	60 ELBOW 11/2	4	601310	MALE ADPT H-MPT 4	5
600361	DB SAN TEE 3X3X11/2X11/2	3	600858	60 ELBOW 2	4	601328	MALE ADPT S-MPT 11/4	5
600379	DB SAN TEE 3X3X2X2	3	600866	60 ELBOW 3	4	601344	MALE ADPT S-MPT 11/2	5
600387	Y 11/4	3	600874	60 ELBOW 4	4	601351	MALE ADPT S-MPT 2	5
600395	Y 11/2	3	600882	45 ELBOW 11/4	4	601369	MALE ADPT S-MPT 3	5
600403	Y 2	3	600890	45 ELBOW 11/2	4	601377	FEMALE ADPT H-FPT 11/4	5
600411	Y 3	3	600908	45 ELBOW LONG 11/2	4	601385	FEMALE ADPT H-FPT 11/2	5
600429	Y 4 - ASTM	3	600916	45 ELBOW 2	4	601393	FEMALE ADPT H-FPT 2	5
600437	Y 6	3	600924	45 ELBOW LONG 2	4	601401	FEMALE ADPT H-FPT 3	5
600445	Y 11/2X11/2X11/4	3	600932	45 ELBOW 3	4	601419	FEMALE ADPT H-FPT 4	5
600452	Y 2X11/2X11/2	3	600940	45 ELBOW LONG 4	4	601427	FEMALE ADPT H-FPT 6	5
600460	Y 2X2X11/2	3	600957	45 ELBOW 6	4	601435	45 ELBOW SPIG 4	4
600478	Y 3X3X11/2	3	600965	45 ELBOW SPIG 11/4	4	601443	CLEANOUT ADPT 11/4	5
600486	Y 3X3X2	3	600973	45 ELBOW SPIG 11/2	4	601450	CLEANOUT ADPT 11/2	5
600494	Y 4X4X2 - ASTM	3	600981	45 ELBOW SPIG LONG 11/2	4	601468	CLEANOUT ADPT 2	5
600502	Y 4X4X3 - ASTM	3	600999	45 ELBOW SPIG 2	4	601476	CLEANOUT ADPT 3	5
600510	Y 6X6X4	3	601005	45 ELBOW SPIG 3	4	601484	CLEANOUT ADPT 4	5
600528	DB Y 11/2	3						

ABS DWV FITTINGS - NUMERICAL LISTING

ITEM	DESCRIPTION	PAGE	ITEM	DESCRIPTION	PAGE	ITEM	DESCRIPTION	PAGE
601492	CLEANOUT ADPT 6	5	602045	NUT AND RING 11/2	8	602615	POLY TEST CAP BLUE 3	8
601518	CLEANOUT ADPT W/CAP 11/2	5	602078	CAP FOR 11/2 & 2" P-TRAP	8	602623	POLY TEST CAP BLUE 4	8
601526	CLEANOUT ADPT W/CAP 2	5	602086	STRAINER ADPT 11/2	6	602664	THREADED CAP FPT 11/4	8
601534	CLEANOUT ADPT W/CAP 3	5	602110	UNION 11/2	6	602672	THREADED CAP FPT 11/2	8
601542	FLUSH BUSHING S-H 11/2X11/4	5	602128	UNION 2	6	602680	THREADED CAP FPT 2	8
601559	FLUSH BUSHING S-H 2X11/4	5	602136	EXPANSION JOINT SPIG 1-1/2	8	602706	MPT PLUG 11/4	8
601567	FLUSH BUSHING S-H 2X11/2	5	602144	EXPANSION JOINT SPIG 2	8	602714	MPT PLUG 11/2	8
601575	FLUSH BUSHING S-H 3X11/2	5	602151	EXPANSION JOINT SPIG 3	8	602722	MPT PLUG 2	8
601583	FLUSH BUSHING S-H 3X2	5	602169	EXPANSION JOINT HUB 11/2	8	602730	MPT PLUG 3	8
601591	FLUSH BUSHING S-H 4X11/2	5	602177	EXPANSION JOINT HUB 2	8	602748	MPT PLUG 4	8
601609	FLUSH BUSHING S-H 4X2	5	602185	EXPANSION JOINT HUB 3	8	602755	MPT PLUG 6	8
601617	BUSHING S-H 4X3	5	602193	TOILET FLANGE 4x3	6	602797	DRUM TRAP 11/2	8
601625	FLUSH BUSHING S-H 6X4	5	602201	TOILET FLANGE 4	6	602854	CO TEE W/PLUG 11/2	3
601633	BUSHING S-FPT 11/2X1/2	5	602219	TOILET FLANGE W/CAP 4x3	6	602862	CO TEE W/PLUG 2	3
601641	BUSHING S-FPT 11/2X3/4	5	602227	TOILET FLANGE SPIG 4x3	7	602870	CO TEE W/PLUG 3	3
601658	BUSHING S-FPT 11/2X11/4	5	602235	TOILET FLANGE FPT 4x3	7	602896	FEMALE ADPT W/PLUG 11/4	5
601666	BUSHING S-FPT 2X11/2	5	602243	SOLID FLANGE RING ONLY 4	7	602904	FEMALE ADPT W/PLUG 11/2	5
601674	SEWER H-ABS H ADPT 4X3	6	602250	TOILET FLANGE ADJ 4x3	7	602912	FEMALE ADPT W/PLUG 2	5
601690	CAST IRON ADPT 2	6	602268	TOILET FLANGE ADJ CAP 4x3	7	602920	FEMALE ADPT W/PLUG 3	5
601716	CAST IRON ADPT 4x3	6	602276	TOILET FLANGE ADJ MALE 4x3	7	602938	FEMALE ADPT W/PLUG 4	5
601724	CAST IRON ADPT 4	6	602292	TOILET FLANGE OFFSET 4x3	7	602946	FEMALE ADPT W/PLUG 6	5
601740	MJ CAST IRON ADPT 2	6	602326	P-TRAP 11/2	7	602953	CLEANOUT ADPT W/PLUG 11/4	5
601757	MJ CAST IRON ADPT 3	6	602334	P-TRAP 2	7	602961	CLEANOUT ADPT W/PLUG 11/2	5
601773	MJ CAST IRON ADPT 4x3	6	602342	P-TRAP 3	7	602979	CLEANOUT ADPT W/PLUG 2	5
601781	MJ CAST IRON ADPT 4	6	602359	P-TRAP 4	7	602987	CLEANOUT ADPT W/PLUG 3	5
601856	SEWER ADPT BUSHING 3	6	602367	P-TRAP W/PLUG 11/4	7	602995	CLEANOUT ADPT W/PLUG 4	5
601864	SEWER ADPT BUSHING 4	6	602375	P-TRAP W/CAP 11/2	7	603001	CLEANOUT ADPT W/PLUG 6	5
601872	COPPER ADPT 11/4	6	602383	P-TRAP W/CAP 2	7	603019	FLUSH FIT CLOSET FLANGE	7
601880	COPPER ADPT 11/2x11/4	6	602391	P-TRAP ADJ 11/4	7	603027	FLUSH FIT CLOSET FLG W/TP	7
601898	COPPER ADPT 11/2	6	602409	P-TRAP ADJ 11/2	7	603035	45 ELBOW SPIG 6	4
601906	COPPER ADPT 2	6	602417	P-TRAP ADJ 2	7	603068	DRAIN GRATE 3	6
601914	GALVANIZED ADPT 11/2	6	602425	P-TRAP ADJ W/PLUG 11/4	7	603076	DRAIN GRATE 4	6
601922	TRAP ADPT HUB 11/4	6	602433	P-TRAP ADJ W/CAP 11/2	7	603159	TOIL FLANGE 4X3 INS 3"PIPE	7
601930	TRAP ADPT HUB 11/2x11/4	6	602441	P-TRAP ADJ W/CAP 2	7	603167	Y SPIG x H x H 3X3X11/2 - ASTM	3
601948	TRAP ADPT HUB 11/2	6	602474	S-TRAP W/PLUG 11/4	7	603167	Y SPIG x H x H 3X3X2 - ASTM	3
601955	TRAP ADPT HUB 2x11/2 DWV	6	602482	S-TRAP W/CAP 11/2	7	603183	TRAP ADPT HUB 11/2 WITH WASHER	6
601963	TRAP ADPT HUB 11/2 or 11/4	6	602532	CAP SCH 40 11/4	8	604074	90 VENT ELBOW 11/2	4
601971	TRAP ADPT SPIG 11/4	6	602540	CAP SCH 40 11/2	8	604082	90 VENT ELBOW 2	4
601989	TRAP ADPT SPIG 11/2x11/4	6	602557	CAP SCH 40 2	8	604090	90 VENT ELBOW 3	4
601997	TRAP ADPT SPIG 11/2 LONG	6	602565	CAP SCH 40 3	8	604116	90 ELBOW LONG 2	4
602003	TRAP ADPT SPIG 2x11/2 DWV	6	602573	CAP SCH 40 4	8	604215	90 ELBOW SPIG LONG 3	4
602011	TRAP ADPT SPIG 11/2or11/4	6	602581	POLY TEST CAP BLUE 11/4	8	604256	Y SPIG x H x H 3 - ASTM	3
602029	TRAP ADPT SPIG 11/2x7	6	602599	POLY TEST CAP BLUE 11/2	8	605543	FLUSH BUSHING S-H 4X3	5
602037	NUT AND RING 11/4	8	602607	POLY TEST CAP BLUE 2	8	610147	TRAP ADPT SPIG 11/2 SHORT	6

ABS DWV FITTINGS

CONDITIONS OF SALES

PRICES	Prices are subject to change without notice. All catalogue prices shown are list. All taxes extra.
TERMS	Net 30 Days.
FREIGHT	Prepaid shipments, on orders \$ 2,500 net or more. (Does not include: ABS/DWV Pipe,)
MINIMUM ORDER	Orders \$ 300.00 net, minimum.
RETURNS	All returns must be approved in advance and require a "Returned Goods Authorization" (RGA#) issued by BOW Customer Service. Shipping instructions are provided on the Returned Goods Authorization Form. Returned goods are subject to a minimum 25% restocking charge. No returns are allowed after six (6) months from date of invoice.
BACK ORDERS	All backorders are shipped unless otherwise indicated on the original purchase order. Additions to backorders are not accepted.
ORDER FULLFILLMENT OR BILLING ERROR	Customer must notify BOW Customer Service of any error in filling or invoicing of an order within ten (10) days of receipt to preserve claim for adjustment.
DAMAGED OR MISSING GOODS	Customer must note on Delivery Receipt at the time of delivery any damaged or missing goods and notify BOW Customer Service.

