



BOW

ABS DWV FITTINGS

ABS-C0217
FEBRUARY 2017
SUPERSEDES ABS-C0116/JAN 2016

DIMENSION	ITEM	CTN	SKID	LIST PRICE
SANITARY TEE (Hub x Hub x Hub)				
1 1/4"	600007	50	3,600	28.67
1 1/2"	600015	90	2,880	15.40
2"	600023	45	1,440	33.36
3"	600031	20	360	63.81
4"	600049	12	216	152.48

DIMENSION	ITEM	CTN	SKID	LIST PRICE
REDUCING TEE (Hub x Hub x Hub)				
1 1/2" x 1 1/4" x 1 1/2"	600064	40	1,920	51.01
1 1/2" x 1 1/2" x 1 1/4"	600072	40	2,400	29.89
2" x 1 1/2" x 1 1/2"	600080	35	1,680	24.14
2" x 1 1/2" x 2"	600098	25	2,100	44.33
2" x 2" x 1 1/2"	600114	50	1,600	24.02
3" x 3" x 1 1/2"	600130	25	800	44.33
3" x 3" x 2"	600148	20	640	51.56
4" x 4" x 2"	600155	20	480	132.54
4" x 4" x 3"	600163	15	360	158.54

DIMENSION	ITEM	CTN	SKID	LIST PRICE
TEE - Left Side Inlet (All Hub)				
3" x (1 1/2") SI	600171	10	320	137.51
3" x (2) SI	600189	10	300	137.51

DIMENSION	ITEM	CTN	SKID	LIST PRICE
TEE - Right Side Inlet (All Hub)				
3" x (1 1/2") SI	600197	10	300	137.51
3" x (2") SI	600205	10	300	137.51

DIMENSION	ITEM	CTN	SKID	LIST PRICE
CLEANOUT TEE (Hub x Hub x FPT)				
1 1/2"	600213	35	2,520	36.09
2"	600221	20	1,440	52.70
3"	600239	25	450	95.56

DIMENSION	ITEM	CTN	SKID	LIST PRICE
CLEANOUT TEE (With Plug & Gasket)				
1 1/2"	602854	50	3,000	41.07
2"	602862	45	1,890	66.00
3"	602870	15	480	108.36
4"	600270	15	360	239.38
4" x 3" x 4"	600288	15	270	191.56

DIMENSION	ITEM	CTN	SKID	LIST PRICE
DOUBLE SANITARY TEE (All Hub)				
1 1/2"	600312	15	1,440	47.44
2"	600320	10	720	71.51
3"	600338	5	240	113.44
4"	600346	8	192	447.23
2" x 2" x 1 1/2" x 1 1/2"	600353	20	960	81.44
3" x 3" x 1 1/2" x 1 1/2"	600361	15	480	99.21
3" x 3" x 2" x 2"	600379	15	450	103.48

DIMENSION	ITEM	CTN	SKID	LIST PRICE
45° WYE (Hub x Hub x Hub) ASTM DENOTES LONGER RADIUS				
1 1/4"	600387	50	2,100	42.36
1 1/2"	600395	70	2,240	18.88
2"	600403	40	1,280	35.68
3"	600411	20	360	71.09
4" ASTM	600429	12	216	199.08
4"	600791	12	288	153.11
6"	600437	2	60	694.89
1 1/2" x 1 1/2" x 1 1/4"	600445	30	2,160	26.92
2" x 1 1/2" x 1 1/2"	600452	25	1,800	41.58
2" x 2" x 1 1/2"	600460	30	1,440	33.63
3" x 3" x 1 1/2"	600478	20	640	50.24
3" x 3" x 2"	600486	20	640	55.71
4" x 4" x 2" ASTM	600494	20	360	143.77
4" x 4" x 2"	600817	20	480	110.57
4" x 4" x 3" ASTM	600502	15	270	180.43
4" x 4" x 3"	600833	15	360	138.79
6" x 6" x 4"	600510	4	96	533.66


DIMENSION	ITEM	CTN	SKID	LIST PRICE
DOUBLE 45° WYE (All Hub)				
1 1/2"	600528	30	960	55.58
2"	600536	20	720	89.43
3"	600544	15	360	161.71
4"	600551	5	150	457.66
2" x 2" x 1 1/2" x 1 1/2"	600569	25	1,050	76.32
3" x 3" x 1 1/2" x 1 1/2"	600577	10	420	134.70
3" x 3" x 2" x 2"	600585	15	540	136.71

DIMENSION	ITEM	CTN	SKID	LIST PRICE
-----------	------	-----	------	------------

90° ELBOW


(Hub x Hub)

ASTM DENOTES LONGER RADIUS

	1 1/4"	600593	75	7,200	24.23
	1 1/2"	600601	125	4,000	10.66
	1 1/2" (ASTM)	600619	110	3,520	13.78
	2"	600627	50	2,400	16.97
	2" (ASTM)	600635	50	1,600	18.88
	3"	600643	20	640	45.79
	3" (ASTM)	600650	20	600	46.90
	4 x 3" (Closet Bend)	600668	20	360	134.56
	4" (ASTM)	600676	12	216	97.30
	6"	600684	4	96	487.13

90° VENT ELBOW

(Hub x Hub)

	1 1/2"	604074	60	4,320	19.34
	2"	604082	25	1,800	18.90
	3"	604090	30	900	55.30

90° LONG ELBOW

(Hub x Hub)


ASTM DENOTES LONGER RADIUS

	1 1/2" ASTM	600700	50	3,000	30.40
	2" ASTM	604116	45	1,440	53.00

90° ELBOW STREET

(Spigot x Hub)

ASTM DENOTES LONGER RADIUS

	1 1/4"	600718	75	7,200	26.53
	1 1/2"	600726	125	4,000	11.14
	1 1/2" (ASTM)	600734	45	4,320	13.24
	2"	600742	50	2,400	28.36
	3"	600759	20	640	51.11
	3" (ASTM)	604215	20	640	60.63
	4" (ASTM)	600767	20	480	161.23

90° ELBOW SLIP JOINT

(Hub x Slip Joint)

	1 1/2"	600775	50	4,800	37.43
--	--------	--------	----	-------	-------

60° ELBOW

(Hub x Hub)


	1 1/2"	600841	75	2,250	24.57
	2"	600858	40	1,920	32.92
	3"	600866	20	960	73.80
	4"	600874	10	480	142.84

DIMENSION	ITEM	CTN	SKID	LIST PRICE
-----------	------	-----	------	------------

45° ELBOW

(Hub x Hub)


ASTM DENOTES LONGER RADIUS

	1 1/4" (ASTM)	600882	100	6,000	17.11
	1 1/2"	600890	125	6,000	8.63
	1 1/2" (ASTM)	600908	125	4,000	14.57
	2"	600916	50	3,600	14.59
	2" (ASTM)	600924	45	2,700	27.30
	3"	600932	25	800	38.43
	4"	600304	25	450	75.16
	4" (ASTM)	600940	15	270	111.82
	6"	600957	8	144	489.56

45° ELBOW STREET


(Spigot x Hub)

ASTM DENOTES LONGER RADIUS

	1 1/4" (ASTM)	600965	100	6,000	17.11
	1 1/2"	600973	125	6,000	8.74
	1 1/2" (ASTM)	600981	50	3,600	12.63
	2"	600999	50	3,600	17.42
	3"	601005	25	800	40.89
	4"	601435	25	450	112.64
	4" (ASTM)	601013	25	600	136.11
	6"	603035	8	192	563.76


22 1/2° ELBOW

(Hub x Hub)

	1 1/4"	601039	100	7,200	21.27
	1 1/2"	601047	75	5,400	13.24
	2"	601054	50	3,600	24.71
	3"	601062	25	800	54.44
	4"	601070	15	720	101.29
	6"	601088	8	144	608.91


22 1/2° ELBOW STREET


(Spigot x Hub)


	1 1/2"	601096	90	6,480	14.68
	3"	601104	30	1,440	57.87


COUPLING


(Hub x Hub)


	1 1/4"	601112	125	7,500	13.91
	1 1/2"	601120	125	9,000	6.13
	2"	601138	100	4,800	9.46
	3"	601146	45	1,440	21.97
	4"	601153	25	1,200	39.77
	6"	601161	12	288	253.04


DIMENSION	ITEM	CTN	SKID	LIST PRICE
REDUCING COUPLING (Hub x Hub)				
1- 1/2" x 1 1/4"	601179	125	12,000	19.53
2" x 1 1/2"	601195	75	4,950	16.89
 3" x 1 1/2"	601203	35	2,520	40.57
3" x 2"	601211	35	2,520	38.00
4" x 1 1/2"	601229	20	960	61.48
4" x 2"	601245	20	1,200	61.48
4" x 3"	601252	30	1,440	53.46


DIMENSION	ITEM	CTN	SKID	LIST PRICE
MALE ADAPTER (Hub x MPT)				
1 1/4"	601260	125	12,000	14.99
1 1/2" x 1 1/4"	601278	90	5,400	12.40
 1 1/2"	601286	125	7,500	10.02
2"	601294	80	4,800	22.64
3"	601302	30	2,160	39.00
4"	601310	20	960	114.79


DIMENSION	ITEM	CTN	SKID	LIST PRICE
MALE (FITTING) ADAPTER (Spigot x MPT)				
1 1/4"	601328	50	10,200	22.22
1 1/2"	601344	100	9,600	9.56
 2"	601351	60	5,760	36.18
3"	601369	20	1,440	55.30



DIMENSION	ITEM	CTN	SKID	LIST PRICE
FEMALE ADAPTER (Hub x FPT)				
1 1/4"	601377	125	7,500	17.11
1 1/2"	601385	100	7,200	11.41
 2"	601393	75	5,400	22.27
3"	601401	30	1,800	40.46
4"	601419	25	1,200	95.46
6"	601427	15	270	391.22

DIMENSION	ITEM	CTN	SKID	LIST PRICE
FEMALE ADAPTER With Plug & Gasket (Hub x Plug)				
1 1/4" No Gasket	602896	100	6,000	38.38
1 1/2"	602904	75	4,500	28.36
 2"	602912	50	3,000	41.71
3"	602920	30	900	74.23
4"	602938	20	640	160.66
6"	602946	6	192	654.90

DIMENSION	ITEM	CTN	SKID	LIST PRICE
FITTING CLEANOUT ADAPTER (Spigot x FPT)				
1 1/4"	601443	100	20,400	16.04
1 1/2"	601450	100	7,200	13.90
 2"	601468	60	5,760	27.13
3"	601476	35	1,470	42.36
4"	601484	25	1,050	72.73
6"	601492	15	270	335.13


DIMENSION	ITEM	CTN	SKID	LIST PRICE
FITTING CLEANOUT ADAPTER With Plug & Gasket (Spigot x Plug)				
1 1/4" No Gasket	602953	50	4,800	33.69
1-1/2"	602961	90	5,400	26.51
 2"	602979	50	4,800	41.51
3"	602987	30	1,800	62.86
4"	602995	25	1,050	132.43
6"	603001	15	270	515.33

DIMENSION	ITEM	CTN	SKID	LIST PRICE
FITTING CLEANOUT ADAPTER WITH CAP (Spigot x Cap) (Washer included)				
1 1/2"	601518	50	10,200	22.56
 2"	601526	25	5,100	39.26
3"	601534	10	2,040	78.62

DIMENSION	ITEM	CTN	SKID	LIST PRICE
BUSHING (Spigot x Hub)				
1 1/2" x 1 1/4"	601542	150	10,800	11.62
2" x 1 1/4"	601559	150	4,800	17.70
2" x 1 1/2"	601567	150	14,400	7.74
 3" x 1 1/2"	601575	35	2,520	37.48
3" x 2"	601583	60	2,880	27.03
4" x 1 1/2"	601591	10	1,080	60.23
4" x 2"	601609	20	1,440	58.11
4" x 3"	605543	35	1,680	52.30
6" x 4"	601625	24	432	290.57
 4" x 3"	601617	35	1,050	51.70

DIMENSION	ITEM	CTN	SKID	LIST PRICE
BUSHING (Spigot x FPT) (For Dishwasher)				
1 1/2" x 1/2"	601633	40	8,160	17.01
 1 1/2" x 3/4"	601641	30	8,640	26.42

DIMENSION	ITEM	CTN	SKID	LIST PRICE
BUSHING (Spigot x FPT)				
1 1/2" x 1 1/4"	601658	100	20,400	21.08
 2" x 1 1/2"	601666	125	7,500	31.14

DIMENSION	ITEM	CTN	SKID	LIST PRICE
DISHWASHER WYE (Hub x Hub x Hose Barb) (Snap-in plug is molded on fitting for use during rough-in)				
 1 1/2" x 1 1/2" x 1/2"	600809	40	3,840	33.32

DIMENSION	ITEM	CTN	SKID	LIST PRICE
-----------	------	-----	------	------------

SEWER PIPE ADAPTER


(Sewer Hub x DWV Hub)

	4" x 3"	601674	40	1,920	72.73
--	---------	--------	----	-------	-------

CAST IRON HUB ADAPTER


(Soil Pipe Ferrule x DWV Hub)

Adapts to Cast Iron Hub

	2"	601690	30	1,800	46.64
	4" x 3"	601716	10	960	93.92
	4"	601724	15	480	138.29

CAST IRON NO-HUB ADAPTER

No Hub Spigot (Adapts to No-Hub Elastomeric Coupling)


	2"	601740	50	3,600	55.60
	3"	601757	30	2,160	63.21
	4" x 3"	601773	15	720	96.84
	4"	601781	15	720	96.84

DRAIN GRATE (Spigot)

	3"	603068	50	3,000	43.49
	4"	603076	25	1,500	52.92


SEWER ADAPTER BUSHING

(DWV Spigot x Sewer Hub)

	3"	601856	50	3,600	22.34
	4"	601864	50	1,600	25.13

COPPER PIPE ADAPTER

(Hub x Slip Joint)

	1 1/4"	601872	20	2,880	41.74
	1 1/2" x 1 1/4"	601880	50	6,000	38.68
	1 1/2"	601898	50	6,000	31.60
	2"	601906	25	5,100	64.93

GALVANISED PIPE ADAPTER

(Hub x Slip Joint)


	1 1/2"	601914	50	5,400	40.13
--	--------	--------	----	-------	-------

DIMENSION	ITEM	CTN	SKID	LIST PRICE
-----------	------	-----	------	------------

PIPE TRAP ADAPTER FEMALE

(Hub x Slip Joint)


* SELF SEALING NUT- WASHER NOT REQUIRED

	1 1/4"	* 601922	125	12,000	27.70
	1 1/2" x 1 1/4"	* 601930	100	9,600	17.73
	1 1/2"	* 601948	100	9,600	17.11
	1 1/2"	603183	100	7,200	17.11
	2 x 1 1/2" DWV	601955	60	3,600	39.51
	1 1/2" x 1 1/2" or 1 1/4"	601963	100	6,000	24.40

FITTING TRAP ADAPTER

(Spigot x Slip Joint)

* SELF SEALING NUT- WASHER NOT REQUIRED


	1 1/2" (Short)	610147	50	10,200	19.01
	1 1/4"	* 601971	100	9,600	26.53
	1 1/2" x 1 1/4"	* 601989	100	6,000	19.90
	1 1/2" (Long)	* 601997	100	6,000	18.92
	2 x 1 1/2" DWV	602003	60	3,600	44.33
	1 1/2" x 1 1/2" or 1 1/4"	602011	80	5,760	24.57
	1 1/2" (7" Long)	* 602029	35	2,100	65.33

SWIVEL TRAY PLUG (STRAINER) ADAPTER

(Hub x FPT) Washer Included


	1 1/2"	602086	100	7,200	38.84
---	--------	--------	-----	-------	-------

UNION (Hub x Hub)

	1 1/2"	602110	25	3,000	49.49
	2"	602128	15	3,060	88.86

CLOSET FLANGE

One-piece plastic (Hub)

	4" x 3"	602193	25	750	55.19
	4"	602201	25	1,050	66.78

CLOSET FLANGE

One-piece plastic (Hub) Molded in Test Cap

	4" x 3"	602219	25	800	60.82
---	---------	--------	----	-----	-------

DIMENSION	ITEM	CTN	SKID	LIST PRICE
-----------	------	-----	------	------------

CLOSET FLANGE

One-piece plastic (Spigot)



4" x 3"	602227	25	1,200	67.18
---------	--------	----	-------	-------

CLOSET FLANGE

One-piece plastic (FPT)



4" x 3"	602235	40	960	96.84
---------	--------	----	-----	-------

CLOSET FLANGE SPACER RING



4"	602243	25	1,800	30.29
----	--------	----	-------	-------

CLOSET FLANGE ADJUSTABLE

(Hub)

WITH "SNAP-ON" RING



4" x 3"	602250	25	800	87.23
---------	--------	----	-----	-------

CLOSET FLANGE ADJUSTABLE

(Hub) (Molded in Test Cap)

WITH "SNAP-ON" RING



4" x 3"	602268	25	1,200	90.01
---------	--------	----	-------	-------

CLOSET FLANGE ADJUSTABLE

(Spigot)

WITH "SNAP-ON" RING



4" x 3"	602276	25	800	103.53
---------	--------	----	-----	--------

CLOSET FLANGE ADJUSTABLE

(Fits inside 3" pipe) Non-CSA



4" x 3"	603159	25	750	106.02
---------	--------	----	-----	--------

CLOSET FLANGE - OFFSET ADJUSTABLE

(Hub)

WITH "SNAP-ON" RING



4" x 3"	602292	15	480	185.32
---------	--------	----	-----	--------

DIMENSION	ITEM	CTN	SKID	LIST PRICE
-----------	------	-----	------	------------

FLUSH FIT CLOSET FLANGE ADJUSTABLE

(Molded in Test Cap)

WITH "SNAP-ON" RING

(Fits over 3" DWV Pipe or inside 4" DWV Pipe)



4" x 3"	603027	25	800	59.48
---------	--------	----	-----	-------

FLUSH FIT CLOSET FLANGE ADJUSTABLE

(Fits over 3" DWV Pipe or inside 4" DWV Pipe)

WITH "SNAP-ON" RING



4" x 3"	603019	25	800	59.90
---------	--------	----	-----	-------

P-TRAP

(Solvent-Cement Joint) (Hub x Hub)

1 1/2"	602326	40	1,280	31.12
--------	--------	----	-------	-------



2"	602334	20	960	73.98
----	--------	----	-----	-------

3"	602342	10	180	174.58
----	--------	----	-----	--------

4"	602359	6	144	342.96
----	--------	---	-----	--------

P-TRAP

(Solvent-Cement Joint with Cleanout) (Hub x Hub)

* CAP WASHER NOT REQUIRED



1 1/4"	602367	20	1,440	111.74
--------	--------	----	-------	--------

1 1/2" (CAP)	* 602375	40	1,280	37.46
--------------	----------	----	-------	-------

2" (CAP)	* 602383	20	640	133.62
----------	----------	----	-----	--------

P-TRAP ADJUSTABLE

(With Union) (Hub x Hub)

1 1/4"	602391	40	1,920	66.26
--------	--------	----	-------	-------



1 1/2"	602409	40	1,280	40.21
--------	--------	----	-------	-------

2"	602417	20	600	101.10
----	--------	----	-----	--------

P-TRAP ADJUSTABLE

(With Cleanout) (Hub x Hub)

*CAP WASHER NOT REQUIRED

1 1/4"	602425	20	1,440	116.47
--------	--------	----	-------	--------



1 1/2"	* 602433	35	1,120	40.99
--------	----------	----	-------	-------

2"	* 602441	15	480	138.30
----	----------	----	-----	--------

SIPHON "S"

(With Cleanout) (Hub x Hub)

*CAP WASHER NOT REQUIRED



1 1/4"	602474	10	2,040	108.53
--------	--------	----	-------	--------

1 1/2" (CAP)	* 602482	20	960	68.08
--------------	----------	----	-----	-------

DIMENSION	ITEM	CTN	SKID	LIST PRICE
-----------	------	-----	------	------------

P-TRAP CLEAN OUT CAP



For 1-1/2" & 2" 602078 10 40,800 23.33

CAPS (Socket Cap - SCH 40 ABS) (Hub)

1 1/4" 602532 120 24,480 20.63

1 1/2" 602540 90 12,960 19.11



2" 602557 110 7,920 32.80

3" 602565 30 2,880 57.02

4" 602573 25 1,200 61.74

TEST CAP (Soft Polyethylene-Blue)

1 1/4" 602581 125 25,500 11.34

1 1/2" 602599 75 13,500 7.21



2" 602607 40 7,200 13.38

3" 602615 35 4,620 17.56

4" 602623 25 2,400 24.58

SLIP JOINT NUT & WASHER



1 1/4" 602037 250 18,000 11.70

1 1/2" 602045 250 12,000 10.71

THREADED CAP

(Washer Included)

1 1/4" 602664 50 20,400 22.08



1 1/2" 602672 100 20,400 25.23

2" 602680 45 18,360 28.36

3" 602698 25 5,100 48.53

DIMENSION	ITEM	CTN	SKID	LIST PRICE
-----------	------	-----	------	------------

THREADED PLUG WITH GASKET

(MPT x Square Head)

1 1/4" No Gasket 602706 100 20,400 18.48

1 1/2" 602714 100 20,400 12.91



2" 602722 150 9,000 16.59

3" 602730 25 5,100 23.31

4" 602748 35 3,360 47.51

6" 602755 20 960 200.88

DRUM TRAP (Hub x Hub)



1 1/2" 602797 15 900 227.89

EXPANSION JOINT

(Hub x Spigot) Type 1 (3 inch travel) Vertical Use Only

1-1/2" 602136 10 300 145.10



2" 602144 25 1200 209.58

3" 602151 15 720 257.43

EXPANSION JOINT

(Hub x Hub) Type 1 (3 inch travel) Vertical Use Only

1 1/2" 602169 10 2,040 151.24



2" 602177 30 1,440 216.74

3" 602185 6 648 280.60

ABS DWV FITTINGS - NUMERICAL LISTING

ITEM	DESCRIPTION	PAGE	ITEM	DESCRIPTION	PAGE	ITEM	DESCRIPTION	PAGE
600007	SAN TEE 11/4	3	600528	DB Y 11/2	3	600999	45 ELBOW SPIG 2	4
600015	SAN TEE 11/2	3	600536	DB Y 2	3	601005	45 ELBOW SPIG 3	4
600023	SAN TEE 2	3	600544	DB Y 3	3	601013	45 ELBOW LONG SPIG 4	4
600031	SAN TEE 3	3	600551	DB Y 4	3	601039	221/2 ELBOW 11/4	4
600049	SAN TEE 4	3	600569	DB Y 2X2X11/2X11/2	3	601047	221/2 ELBOW 11/2	4
600064	SAN TEE 11/2X11/4X11/2	3	600577	DB Y 3X3X11/2X11/2	3	601054	221/2 ELBOW 2	4
600072	SAN TEE 11/2X11/2X11/4	3	600585	DB Y 3X3X2X2	3	601062	221/2 ELBOW 3	4
600080	SAN TEE 2X11/2X11/2	3	600593	90 ELBOW 11/4	4	601070	221/2 ELBOW 4	4
600098	SAN TEE 2X11/2X2	3	600601	90 ELBOW 11/2	4	601088	221/2 ELBOW 6	4
600114	SAN TEE 2X2X11/2	3	600619	90 ELBOW LONG 11/2	4	601096	221/2 ELBOW SPIG 11/2	4
600130	SAN TEE 3X3X11/2	3	600627	90 ELBOW 2	4	601104	221/2 ELBOW SPIG 3	4
600148	SAN TEE 3X3X2	3	600635	90 ELBOW LONG 2	4	601112	COUPLING 11/4	4
600155	SAN TEE 4X4X2	3	600643	90 ELBOW 3	4	601120	COUPLING 11/2	4
600163	SAN TEE 4X4X3	3	600650	90 ELBOW LONG 3	4	601138	COUPLING 2	4
600171	SAN TEE LSI 3 (11/2)	3	600668	90 ELBOW 4X3	4	601146	COUPLING 3	4
600189	SAN TEE LSI 3 (2)	3	600676	90 ELBOW 4	4	601153	COUPLING 4	4
600197	SAN TEE RSI 3 (11/2)	3	600684	90 ELBOW 6	4	601161	COUPLING 6	4
600205	SAN TEE RSI 3 (2)	3	600700	90 ELBOW EXTRA LONG 11/2	4	601179	COUPLING 11/2X11/4	5
600213	CO TEE 11/2	3	600718	90 ELBOW SPIG 11/4	4	601195	COUPLING 2X11/2	5
600221	CO TEE 2	3	600726	90 ELBOW SPIG 11/2	4	601203	COUPLING 3X11/2	5
600239	CO TEE 3	3	600734	90 ELBOW SPIG LONG 11/2	4	601211	COUPLING 3X2	5
600270	CO TEE W/PLUG 4	3	600742	90 ELBOW SPIG 2	4	601229	COUPLING 4X11/2	5
600288	CO TEE W/PLUG 4X3X4	3	600759	90 ELBOW SPIG 3	4	601245	COUPLING 4X2	5
600304	45 ELBOW SHORT 4	4	600767	90 ELBOW SPIG 4	4	601252	COUPLING 4X3	5
600312	DB SAN TEE 11/2	3	600775	90 ELBOW SLIP 11/2	4	601260	MALE ADPT H-MPT 11/4	5
600320	DB SAN TEE 2	3	600791	Y 4	3	601278	MALE ADPT H-MPT 11/2X11/4	5
600338	DB SAN TEE 3	3	600809	DISHWASHER Y 11/2X1/2	5	601286	MALE ADPT H-MPT 11/2	5
600346	DB SAN TEE 4	3	600817	Y 4 x 4 x 2	3	601294	MALE ADPT H-MPT 2	5
600353	DB SAN TEE 2X2X11/2X11/2	3	600833	Y 4 x 4 x 3	3	601302	MALE ADPT H-MPT 3	5
600361	DB SAN TEE 3X3X11/2X11/2	3	600841	60 ELBOW 11/2	4	601310	MALE ADPT H-MPT 4	5
600379	DB SAN TEE 3X3X2X2	3	600858	60 ELBOW 2	4	601328	MALE ADPT S-MPT 11/4	5
600387	Y 11/4	3	600866	60 ELBOW 3	4	601344	MALE ADPT S-MPT 11/2	5
600395	Y 11/2	3	600874	60 ELBOW 4	4	601351	MALE ADPT S-MPT 2	5
600403	Y 2	3	600882	45 ELBOW 11/4	4	601369	MALE ADPT S-MPT 3	5
600411	Y 3	3	600890	45 ELBOW 11/2	4	601377	FEMALE ADPT H-FPT 11/4	5
600429	Y 4 - ASTM	3	600908	45 ELBOW LONG 11/2	4	601385	FEMALE ADPT H-FPT 11/2	5
600437	Y 6	3	600916	45 ELBOW 2	4	601393	FEMALE ADPT H-FPT 2	5
600445	Y 11/2X11/2X11/4	3	600924	45 ELBOW LONG 2	4	601401	FEMALE ADPT H-FPT 3	5
600452	Y 2X11/2X11/2	3	600932	45 ELBOW 3	4	601419	FEMALE ADPT H-FPT 4	5
600460	Y 2X2X11/2	3	600940	45 ELBOW LONG 4	4	601427	FEMALE ADPT H-FPT 6	5
600478	Y 3X3X11/2	3	600957	45 ELBOW 6	4	601435	45 ELBOW SPIG 4	4
600486	Y 3X3X2	3	600965	45 ELBOW SPIG 11/4	4	601443	CLEANOUT ADPT 11/4	5
600494	Y 4X4X2 - ASTM	3	600973	45 ELBOW SPIG 11/2	4	601450	CLEANOUT ADPT 11/2	5
600502	Y 4X4X3 - ASTM	3	600981	45 ELBOW SPIG LONG 11/2	4	601468	CLEANOUT ADPT 2	5
600510	Y 6X6X4	3						

ABS DWV FITTINGS - NUMERICAL LISTING

ITEM	DESCRIPTION	PAGE	ITEM	DESCRIPTION	PAGE	ITEM	DESCRIPTION	PAGE
601476	CLEANOUT ADPT 3	5	602029	TRAP ADPT SPIG 11/2x7	6	602599	POLY TEST CAP BLUE 11/2	8
601484	CLEANOUT ADPT 4	5	602037	NUT AND RING 11/4	8	602607	POLY TEST CAP BLUE 2	8
601492	CLEANOUT ADPT 6	5	602045	NUT AND RING 11/2	8	602615	POLY TEST CAP BLUE 3	8
601518	CLEANOUT ADPT W/CAP 11/2	5	602078	CAP FOR 11/2 & 2" P-TRAP	8	602623	POLY TEST CAP BLUE 4	8
601526	CLEANOUT ADPT W/CAP 2	5	602086	STRAINER ADPT 11/2	6	602664	THREADED CAP FPT 11/4	8
601534	CLEANOUT ADPT W/CAP 3	5	602110	UNION 11/2	6	602672	THREADED CAP FPT 11/2	8
601542	FLUSH BUSHING S-H 11/2X11/4	5	602128	UNION 2	6	602680	THREADED CAP FPT 2	8
601559	FLUSH BUSHING S-H 2X11/4	5	602136	EXPANSION JOINT SPIG 1-1/2	8	602698	THREADED CAP FPT 3	8
601567	FLUSH BUSHING S-H 2X11/2	5	602144	EXPANSION JOINT SPIG 2	8	602706	MPT PLUG 11/4	8
601575	FLUSH BUSHING S-H 3X11/2	5	602151	EXPANSION JOINT SPIG 3	8	602714	MPT PLUG 11/2	8
601583	FLUSH BUSHING S-H 3X2	5	602169	EXPANSION JOINT HUB 11/2	8	602722	MPT PLUG 2	8
601591	FLUSH BUSHING S-H 4X11/2	5	602177	EXPANSION JOINT HUB 2	8	602730	MPT PLUG 3	8
601609	FLUSH BUSHING S-H 4X2	5	602185	EXPANSION JOINT HUB 3	8	602748	MPT PLUG 4	8
601617	BUSHING S-H 4X3	5	602193	TOILET FLANGE 4x3	6	602755	MPT PLUG 6	8
601625	FLUSH BUSHING S-H 6X4	5	602201	TOILET FLANGE 4	6	602797	DRUM TRAP 11/2	8
601633	BUSHING S-FPT 11/2X1/2	5	602219	TOILET FLANGE W/CAP 4x3	6	602854	CO TEE W/PLUG 11/2	3
601641	BUSHING S-FPT 11/2X3/4	5	602227	TOILET FLANGE SPIG 4x3	7	602862	CO TEE W/PLUG 2	3
601658	BUSHING S-FPT 11/2X11/4	5	602235	TOILET FLANGE FPT 4x3	7	602870	CO TEE W/PLUG 3	3
601666	BUSHING S-FPT 2X11/2	5	602243	SOLID FLANGE RING ONLY 4	7	602896	FEMALE ADPT W/PLUG 11/4	5
601674	SEWER H-ABS H ADPT 4X3	6	602250	TOILET FLANGE ADJ 4x3	7	602904	FEMALE ADPT W/PLUG 11/2	5
601690	CAST IRON ADPT 2	6	602268	TOILET FLANGE ADJ CAP 4x3	7	602912	FEMALE ADPT W/PLUG 2	5
601716	CAST IRON ADPT 4x3	6	602276	TOILET FLANGE ADJ MALE 4x3	7	602920	FEMALE ADPT W/PLUG 3	5
601724	CAST IRON ADPT 4	6	602292	TOILET FLANGE OFFSET 4x3	7	602938	FEMALE ADPT W/PLUG 4	5
601740	MJ CAST IRON ADPT 2	6	602326	P-TRAP 11/2	7	602946	FEMALE ADPT W/PLUG 6	5
601757	MJ CAST IRON ADPT 3	6	602334	P-TRAP 2	7	602953	CLEANOUT ADPT W/PLUG 11/4	5
601773	MJ CAST IRON ADPT 4x3	6	602342	P-TRAP 3	7	602961	CLEANOUT ADPT W/PLUG 11/2	5
601781	MJ CAST IRON ADPT 4	6	602359	P-TRAP 4	7	602979	CLEANOUT ADPT W/PLUG 2	5
601856	SEWER ADPT BUSHING 3	6	602367	P-TRAP W/PLUG 11/4	7	602987	CLEANOUT ADPT W/PLUG 3	5
601864	SEWER ADPT BUSHING 4	6	602375	P-TRAP W/CAP 11/2	7	602995	CLEANOUT ADPT W/PLUG 4	5
601872	COPPER ADPT 11/4	6	602383	P-TRAP W/CAP 2	7	603001	CLEANOUT ADPT W/PLUG 6	5
601880	COPPER ADPT 11/2x11/4	6	602391	P-TRAP ADJ 11/4	7	603019	FLUSH FIT CLOSET FLANGE	7
601898	COPPER ADPT 11/2	6	602409	P-TRAP ADJ 11/2	7	603027	FLUSH FIT CLOSET FLG W/TP	7
601906	COPPER ADPT 2	6	602417	P-TRAP ADJ 2	7	603035	45 ELBOW SPIG 6	4
601914	GALVANIZED ADPT 11/2	6	602425	P-TRAP ADJ W/PLUG 11/4	7	603068	DRAIN GRATE 3	6
601922	TRAP ADPT HUB 11/4	6	602433	P-TRAP ADJ W/CAP 11/2	7	603076	DRAIN GRATE 4	6
601930	TRAP ADPT HUB 11/2x11/4	6	602441	P-TRAP ADJ W/CAP 2	7	603159	TOIL FLANGE 4X3 INS 3"PIPE	7
601948	TRAP ADPT HUB 11/2	6	602474	S-TRAP W/PLUG 11/4	7	603183	TRAP ADPT HUB 11/2 WITH WASHER	6
601955	TRAP ADPT HUB 2x11/2 DWV	6	602482	S-TRAP W/CAP 11/2	7	604074	90 VENT ELBOW 11/2	4
601963	TRAP ADPT HUB 11/2 or 11/4	6	602532	CAP SCH 40 11/4	8	604082	90 VENT ELBOW 2	4
601971	TRAP ADPT SPIG 11/4	6	602540	CAP SCH 40 11/2	8	604090	90 VENT ELBOW 3	4
601989	TRAP ADPT SPIG 11/2x11/4	6	602557	CAP SCH 40 2	8	604116	90 ELBOW LONG 2	4
601997	TRAP ADPT SPIG 11/2 LONG	6	602565	CAP SCH 40 3	8	604215	90 ELBOW SPIG LONG 3	4
602003	TRAP ADPT SPIG 2x11/2 DWV	6	602573	CAP SCH 40 4	8	605543	FLUSH BUSHING S-H 4X3	5
602011	TRAP ADPT SPIG 11/2or11/4	6	602581	POLY TEST CAP BLUE 11/4	8	610147	TRAP ADPT SPIG 11/2 SHORT	6

ABS DWV FITTINGS

CONDITIONS OF SALES

PRICES:

Prices are subject to change without notice.
All catalogue prices shown are list. All taxes extra.

TERMS:

Net 30 Days

FREIGHT:

Prepaid shipments, on orders \$ 2,500 net or more.
(Does not include: ABS/DWV Pipe, PVC Sewer Pipe)

MINIMUM ORDER:

Orders \$100 net minimum

RETURNED GOODS:

All returns must be approved in advance and require a
"Returned Goods Authorization" (RGA#) issued by BOW Customer Service.

Shipping instructions are provided on the Returned Goods Authorization Form.
Returned goods are subject to a minimum 25% restocking charge.

No returns are allowed after six (6) months from date of invoice.

BACKORDERS:

All backorders are shipped unless otherwise indicated on
the original purchase order.

Additions to backorders are not accepted.

ORDER FULFILLMENT OR BILLING ERROR:

Customer must notify BOW Customer Service of any error in filling or invoicing
of an order within ten (10) days of receipt to preserve claim for adjustment.

DAMAGED OR MISSING GOODS:

Customer must note on Delivery Receipt at the time of delivery any damaged or
missing goods and notify BOW Customer Service.



5700 CÔTE DE LIESSE, MONTRÉAL, QUÉBEC H4T 1B3
TÉL: 514.735.5671 info@bow-group.com
FAX: 514.735.8636 www.bow-group.com

©BOW MTL
022017

